


Test accessories Main catalog

Test & Measureline | Test & Measurement

EN



STÄUBLI ELECTRICAL CONNECTORS

Connections for Life



Stäubli, as the international technology leader, offers innovative mechatronics solutions in its four divisions: Electrical Connectors, Fluid Connectors, Robotics, and Textile. At Stäubli Electrical Connectors, we develop advanced connection solutions based on the reliable MULTILAM contact technology.

Together for reliable and safe connections

We know that you entrust us with the functionality of your applications and we work hard to ensure this every single day. Thanks to our high level of expertise, our extensive experience and the multiple successful co-operation with our partners, numerous new developments have originated at Stäubli Electrical Connectors and subsequently have become worldwide standards. This includes our MC4 connector portfolio for which we are today the global market

We create connections for life – and our customers are at the center of these connections. We are convinced that solid and stable partnerships directly contribute to our mutual success.

We take on the needs of our partners and deal with the most extraordinary challenges. As a result, we always create, sell and

leader in photovoltaic. As the Stäubli original, the MC4 represents the result of our constant quest for innovation, quality and safety.

Further examples are the CombiTac modular connector system or the Quick Charging Connector (QCC) for automatic charging systems.

We ensure connections for life together with our long-standing customers in a wide range of industries from renewable energies, power transmission and distribution and E-mobility to industrial automation applica-

support reliable and long-lasting products for markets with the highest productivity and safety requirements in close cooperation with our customers.

tions, railway and welding automation, test and measurement and medical devices.

Thus, developing reliable, efficient and safe solutions based on our proven MULTILAM contact technology, which guarantees a high service lifetime in addition to highly efficient power transmission.

Applications and advantages



This catalog presents our wide range of touch-protected testing accessories in accordance to IEC/EN 61010-031. Alongside accessories for service technicians in repair workshops, etc. (CAT II), this catalog also includes testing accessories for electricians and power company

employees (CAT III and CAT IV) as well our AC 30 V/DC 60 V program (O). The testing accessories program is complete with secure connection sockets for testing and measurement equipment in accordance with IEC/EN 61010-1.

Further information concerning product portfolio, special features as well as exemplary videos can be found at <https://www.staubli-test-measurement.com/>

Contents

Page 6	General information Measurement categories	Page 118	Assembly material and accessories
			<ul style="list-style-type: none"> • Hexagonal nuts • Round nuts • Washers • Spring washers • Protective caps • Safety hood • Flat connecting receptacles • Tube spanners • Hexagonal wrenches • Press-in tools • High breaking capacity fuse • Test lead holders
Page 8	Ø 1 mm system <ul style="list-style-type: none"> • Overview • Test leads • User configurable plugs and sockets • Press-in sockets 		
Page 12	Ø 2 mm system <ul style="list-style-type: none"> • Overview • Test leads • User configurable plugs and sockets • Solder-in / press-in / built-in socket • Connection plug • Clips • Adapter 	Page 127	Appendix <ul style="list-style-type: none"> • Index
Page 37	Ø 4 mm system <ul style="list-style-type: none"> • Overview • Test leads • User configurable plugs and sockets • Solder-in / press-in / built-in socket • Connection plug • Test probes • Clips • Adapters • Kelvin test leads • Special test accessories for use with insulation testing instruments up to 5 kV 		

UNLIMITED POSSIBILITIES FOR CONTACT SOLUTIONS

MULTILAM Technology



MULTILAM are specially formed and resilient contact elements. All Stäubli Electrical Connectors products benefit from the unique and outstanding performance of the **MULTILAM Technology**.

Thanks to their constant spring pressure, MULTILAM louvers ensure continuous contact with the contact surface, resulting in a constantly low contact resistance.

MULTILAM Technology allows to find solutions for connectors within the severest constraints and in certain products for up to 1 million mating cycles.

This makes the MULTILAM Technology the best choice for applications with demanding requirements:

- Reliable and longlife operation due to constantly high performance
- Safe operation under highest environmental demands on temperature, vibration and shock
- Suitable for data and signal contacts as well as high-current connectors
- Automated solutions with a high number of mating cycles



General information

Length and color code

For items that are available in more than one color or lead length, write the desired lengths and color codes after the order number instead of the spaces and * used in the catalog.

20 green-yellow	26 violet
21 black	27 brown
22 red	28 grey
23 blue	29 white
24 yellow	30 orange
25 green	33 transparent

Lead length

The lead length of all standard leads in this catalog refers to the visible length of the cable.

Standard items

The colors specified in the catalog or color/length combinations are available as standard items without minimum order quantity.

Variants

Optional colors

The catalog also indicates optional colors in addition to standard colors for the various items.

These color variants can be order starting from 100 pieces.

Optional lengths

You can order 10 to 100 pieces depending on the product if your application requires a non-standard measurement lead.

Feel free to contact us regarding the prerequisites and availability.

Special items

As a provider of customized solutions, Stäubli Electrical Connectors also offers color combinations not listed in the catalog. Upon request, we are happy to inform you of prices, delivery times and minimum order quantities for special items.

Changes / provisos

All data, illustrations, and drawings in the catalog have been carefully checked. They are in accordance with our experience to date, but no responsibility can be accepted for errors. We also reserve the right to make modifications for design and safety reasons. When designing equipment incorporating our components, it is therefore advisable not to rely solely on the data in the catalog but to consult us to make sure this information is up to date. We shall be pleased to advise you.

Copyright

The use of this catalog for any other purpose, in whatever form, without our prior written consent is not permitted.

RoHS ready

Directive 2011/65/EC on the restriction of the use of certain hazardous substances in electrical and electronic equipment.

Surfaces

Au	Gold-plated
Ni	Nickel-plated
Opt	Optalloy®
Ag	Silver-plated
Sn	Tin-plated
SST	Stainless steel
PVC	PVC
SIL	Silicone
TPE	TPE

Symbols



Accessories or special tools exist for this product.



Before use, please read the enclosed user information **i000**.



The assembly instruction **MA000** is available for this product.



Optional colors

Optional lengths

Measurement categories according to IEC/EN 61010-031

To facilitate the assignment of test accessories to the appropriate applications, standard IEC/EN 61010-031 has established a number of categories which define where they can be used in the power supply network and to lay down appropriate requirements for each category.

Formerly (until 2002), the measurement categories now defined in standard IEC/EN 61010-031 were designated as overvoltage categories. This term originated from the

fact that the classification was based primarily upon the overvoltages (surges) that were likely to occur in the power grid.

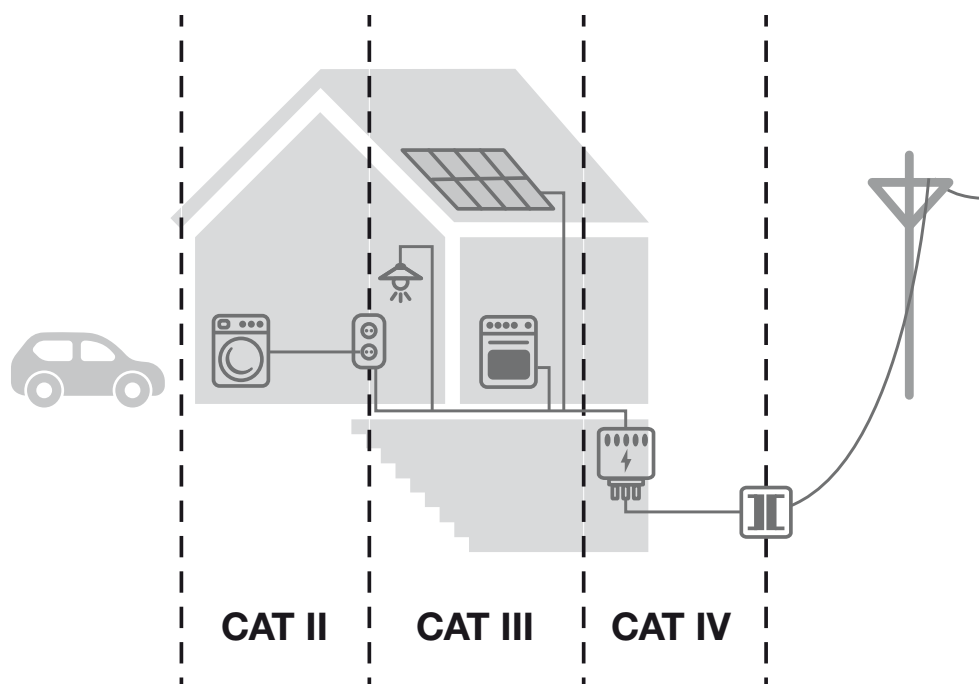
Actually the measurement categories differ not so much in the level of the expected transient values as with regard to the available energy in each test category in the event of a short circuit.

In a higher measurement category more energy can be released than in a lower one, with results that may even have an explo-

sive-like character with very serious consequences for the user.

Standard IEC/EN 61010-031 has various measurement categories, abbreviated to "CAT". The declared CAT category followed by a number is given in our catalogs with the rated voltage, and on the products.

As a general rule, the higher the CAT rating, the higher the safety requirement that applies to the product.



CAT II applies to measurements on equipment that is connected to the grid or supplied from the grid without constituting a part of the grid installation.

CAT III applies to measurements inside the house or building installation.

CAT IV applies to measurements at the supply source of the installation (input side).

Ø 1 MM SYSTEM

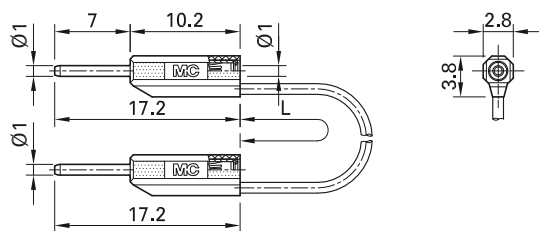

Overview

	AC 30 V/DC 60 V
Test lead max. 6 A	 Page 9
User configurable plugs and sockets max. 6 A	 Page 10
Press-in socket max. 20 A	 Page 11

Test lead

Test lead LK1-A

Highly flexible, with stackable Ø 1 mm rigid plugs on both ends.



Order No.	Type	Rated voltage/current	Cable		Lead lengths L [cm]	*Standard colors
28.0026-□*	LK1-A	AC 30 V/3 A DC 60 V/3 A	PVC 0.127mm ²	Au	015 030	21 22



Optional colors [23](#)

Optional lengths on demand

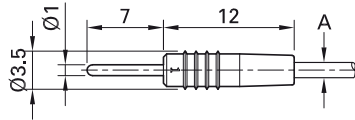
Further information, page 6

User configurable plugs and sockets

Plug SLS1-S

Ø 1 mm rigid for self-assembly of test leads.

Solder connection.



Order No.	Type	Rated voltage/current	Cable (A)		*Standard colors
22.2602-*	SLS1-S	AC 30 V/6 A DC 60 V/6 A	max. Ø 1.7 mm 0.25 mm ²	Au	21 22 23

Component parts

22.2070-*	KT1-S	Connection sleeve
22.1007	LS1-S	Plug



Assembly instructions MA144

www.staubli.com/electrical



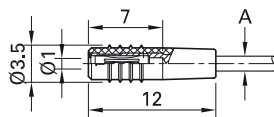
Optional colors 24 25 26 27 28 29

Further information, page 6

Socket SLS1-B

Ø 1 mm with spring-loaded MULTILAM for self-assembly of test leads.

Solder connection.



Order No.	Type	Rated voltage/current	Cable (A)		*Standard colors
22.2603-*	SLS1-B	AC 30 V/6 A DC 60 V/6 A	max. Ø 1.7 mm 0.25 mm ²	Au	21 22 23

Component parts

22.2070-*	KT1-S	Connection sleeve
22.1008	LS1-B	Socket



Assembly instructions MA145

www.staubli.com/electrical



Optional colors 24 25 26 27 28 29

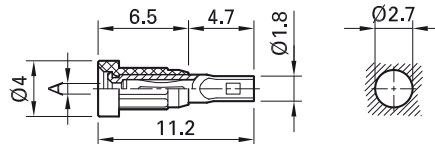
Further information, page 6

Press-in socket

Press-in socket EB1

Insulated, Ø 1 mm, with spring-loaded MULTILAM. Brass. The socket is pressed into predrilled panels.

Solder connection.



Order No.	Type	Rated voltage/current	Socket diameter (A)		*Standard colors
23.1010-*	EB1	AC 30 V/20 A DC 60 V/20 A	Ø 1.0 mm	Au	21 22 23

Component parts

23.5000-*	I-EB1	Connection sleeve
41.0010	LB1	Socket



Optional colors 20 24 25 26 27 28 29

Further information, page 6



Press-in tool MB1, page 123


















Assembly instructions MA102

www.staubli.com/electrical

Ø 2 MM SYSTEM

Overview

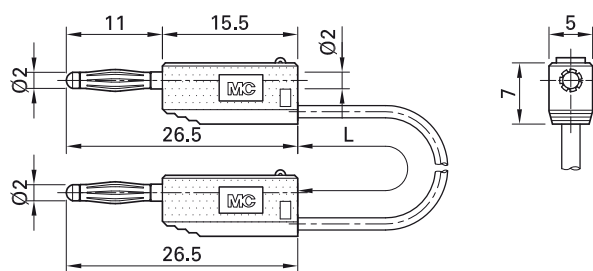
Measurement category	AC 30 V/DC 60 V	300 V		600 V		1000 V
		CAT II	CAT III	CAT II	CAT III	CAT III
Rated current						
Measurement leads max. 10 A	 Page 13 – 14	 Page 14	 Page 15	 Page 14	 Page 15	
User configurable plugs and sockets max. 10 A	 Page 16 – 17	 Page 18				
Solder-in/press-in/ built-in socket max. 15 A	 Page 19 – 19	 Page 27 – 28				
Connection plug max. 10 A	 Page 29 – 31	 Page 32				
Test probes max. 1 A	 Page 32					
Clips max. 10 A	 Page 33	 Page 33	 Page 34			
Adapter max. 10 A	 Page 35 – 36					

Test leads

Test leads LK205...

Highly flexible with stackable Ø 2 mm
MULTILAM plugs on both ends.

LK205



Order No.	Type	Rated voltage/current	Lead		Lead lengths L [cm]	*Standard colors
28.0115-□*	LK205-X	AC 30 V/10 A DC 60 V/10 A	<div>PVC</div> 0.5 mm ²	<div>Ni</div>	<div>007</div> (7.5 cm) <div>015</div> <div>030</div> <div>045</div> <div>060</div>	<div>21</div> <div>22</div> <div>23</div> <div>24</div> <div>25</div>
28.0039-□*	LK205	AC 30 V/10 A DC 60 V/10 A	<div>PVC</div> 0.5 mm ²	<div>Au</div>	<div>007</div> (7.5 cm) <div>015</div> <div>030</div> <div>045</div> <div>060</div>	<div>21</div> <div>22</div> <div>23</div> <div>24</div> <div>25</div> <div>27</div> <div>28</div> <div>29</div>



User information i093

www.staubli.com/electrical

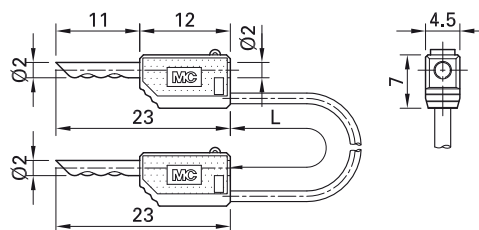

Optional colors 26 27 28 29

Optional lengths on demand

Further information, page 6

Test lead LK2-F

Highly flexible with stackable Ø 2 mm hollow plugs on both ends.



Order No.	Type	Rated voltage/current	Lead		Lead lengths L [cm]	*Standard colors
28.0033-□*	LK2-F	AC 30 V/10 A DC 60 V/10 A	<div>PVC</div> 0.5 mm²	<div>Au</div>	<div>015030045060</div>	<div>212223</div>

User information **i093**

www.staubli.com/electrical



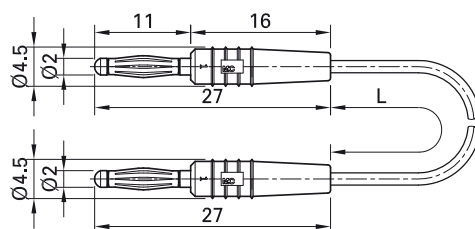
Optional colors 24 25 27 28 29

Optional lengths on demand

Further information, page 6

Test lead LK205-L

Highly flexible with in-line Ø 2 mm
MULTILAM plugs on both ends.



Order No.	Type	Rated voltage/current	Lead		Lead lengths L [cm]	*Standard colors
28.0047-□*	LK205-L	AC 30 V/10 A DC 60 V/10 A	PVC 0.5 mm ²	Au	007 (7.5 cm) 015 030 045 060	21 22 23 24 25 26 28



User information i093

www.staubli.com/electrical



Optional colors 29

Optional lengths on demand

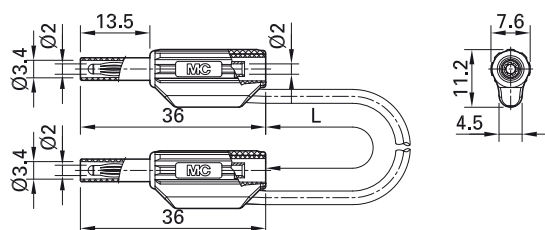
Further information, page 6

Test lead SLK205-K...

Highly flexible, with insulation in PVC with
assembled stackable Ø 2 mm MULTILAM

plugs with rigid insulating sleeve on both
ends.

SLK205-K



Order No.	Type	Rated voltage/current	Lead		Lead lengths L [cm]	*Standard colors
65.9179-□*	SLK205-K	600 V, CAT II/10 A	PVC 0.5 mm ²	Au CE UK CA c UL US	030 060 100	21 22 23 24 25



Optional colors 29

Optional lengths on demand

Further information, page 6

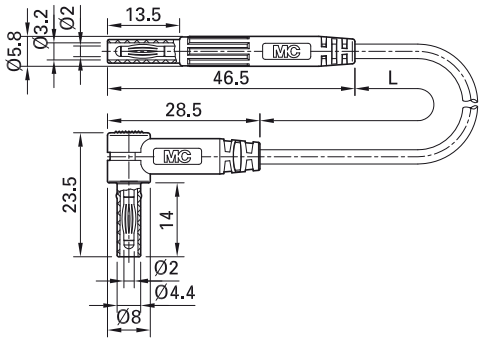
Test leads SLK205-W/L...

Highly flexible, with insulation in PVC or silicone. One end with molded in-line Ø 2 mm

MULTILAM plug with rigid insulating sleeve. The other end with molded right-angled

Ø 2 mm MULTILAM plug with rigid insulating sleeve.

SLK205-W/L



Order No.	Type	Rated voltage/current	Lead		Lead lengths L [cm]	*Standard colors
65.9577-□*	SLK205-W/L	600 V, CAT III/10 A	PVC 0.5 mm²	Au CE UK CA	100	21 22
65.9578-□*	SLK205-W/L/SIL	600 V, CAT III/10 A	SIL 0.5 mm²	Au CE UK CA	100	21 22



Optional colors 23 24 25 29

Optional lengths on demand

Further information, page 6

User configurable plugs

Plugs SLS205...

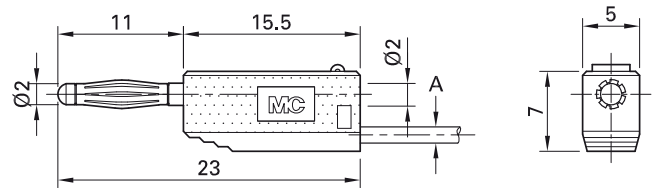

Stackable, Ø 2 mm with spring-loaded
MULTILAM for self-assembly of test leads.

Solder connection.

SLS205



SLS205-X



Order No.	Type	Rated voltage/current	Cable (A)		*Standard colors
22.2616-*	SLS205	AC 30 V/10 A DC 60 V/10 A	<div>PVC</div> <div>TPE</div> <div>Ø 2.1 mm</div> <div>SIL</div> <div>Ø 2.3 mm</div> <div>0.5 mm²</div>	Au	<div>21</div> <div>22</div> <div>23</div> <div>24</div> <div>25</div> <div>26</div> <div>27</div> <div>28</div> <div>29</div>
22.2617-*	SLS205-X	AC 30 V/10 A DC 60 V/10 A	<div>PVC</div> <div>TPE</div> <div>Ø 2.1 mm</div> <div>SIL</div> <div>Ø 2.3 mm</div> <div>0.5 mm²</div>	Ni	<div>21</div> <div>22</div> <div>23</div> <div>24</div> <div>25</div> <div>26</div> <div>27</div> <div>28</div> <div>29</div>

Component parts

22.2030-*	KT205	Connection sleeve
22.1004	LS205	Plug for SLS205
22.5006	LS205N	Plug for SLS205-X



Optional colors **20**

Further information, page 6



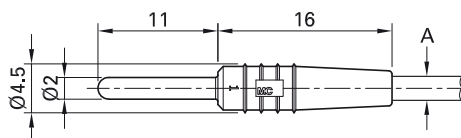
Assembly instructions MA134

www.staubli.com/electrical

Plug SLS2-S

In-line, rigid, Ø 2 mm for self-assembly of test leads.

Solder connection.



Order No.	Type	Rated voltage/current	Cable (A)			*Standard colors										
22.2609-*	SLS2-S	AC 30 V/10 A DC 60 V/10 A	max. Ø 2.1 mm	0.5 mm²	Au	<table><tr><td>21</td><td>22</td><td>23</td><td>24</td><td>25</td></tr><tr><td>26</td><td>27</td><td>28</td><td>29</td><td></td></tr></table>	21	22	23	24	25	26	27	28	29	
21	22	23	24	25												
26	27	28	29													

Component parts

22.2010-*	KT2-S	Connection sleeve
22.1002	LS2-S	Plug



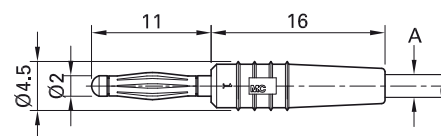
Assembly instructions MA132

www.staubli.com/electrical

Plug SLS205-L

In-line, Ø 2 mm with spring-loaded MULTILAM for self-assembly of test leads.

Solder connection.



Order No.	Type	Rated voltage/current	Cable (A)		*Standard colors										
22.2618-*	SLS205-L	AC 30 V/10 A DC 60 V/10 A	max. Ø 2.1 mm 0.5 mm²	Au	<table><tr><td>21</td><td>22</td><td>23</td><td>24</td><td>25</td></tr><tr><td>26</td><td>27</td><td>28</td><td>29</td><td></td></tr></table>	21	22	23	24	25	26	27	28	29	
21	22	23	24	25											
26	27	28	29												

Component parts

22.2010-*	KT2-S	Connection sleeve
22.1009	LS205-L	Plug for SLS205-L



Assembly instructions MA136

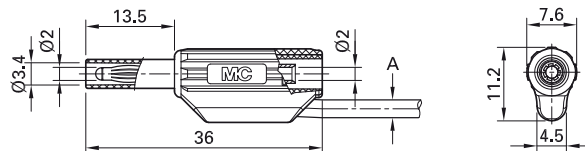
www.staubli.com/electrical

Plug SL205-K

Stackable, Ø 2 mm, with spring-loaded MULTILAM, for self-assembly of test leads.

With rigid insulating sleeve.

Solder connection.



Order No.	Type	Rated voltage/current	Cable (A)		*Standard colors
65.9182-*	SL205-K	600 V, CAT II/10 A	<div>PVC</div> Ø 2.3 mm <div>SIL</div> Ø 2.7 mm 0.5 mm ²	<div>Au</div>	<div>21</div> <div>22</div> <div>23</div> <div>24</div> <div>25</div> <div>29</div>



Assembly instructions MAH500

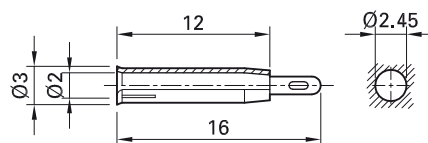
www.staubli.com/electrical

Solder-in/press-in/built-in sockets

Press-in socket LB2

Uninsulated Ø 2 mm rigid, made of rolled brass sheet. Mounting by pressing or soldering into holes drilled in printed circuit boards or housings.

Solder connection.



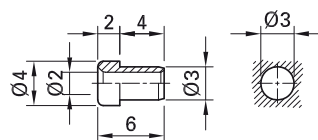
Order No.	Type	Rated voltage/current		
23.1001	LB2	AC 30 V/10 A DC 60 V/10 A	Au	



Press-in tool MB2, page 123

Solder-in socket LB2-A

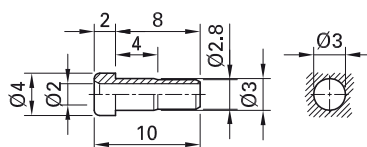
Uninsulated Ø 2 mm rigid. Machined brass. The socket is soldered into predrilled panels.



Order No.	Type	Rated voltage/current		
23.1000	LB2-A	AC 30 V/10 A DC 60 V/10 A	Au	

Solder-in socket LB2-D

Uninsulated Ø 2 mm rigid. Machined brass.
The socket is soldered into predrilled panels.

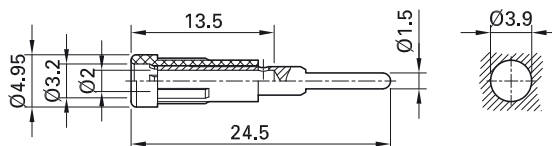


Order No.	Type	Rated voltage/current		
49.7512	LB2-D	AC 30 V/10 A DC 60 V/10 A	Au	

Press-in socket EPB-2N/S

Insulated Ø 2 mm rigid. Machined brass.
The socket is pressed into pre-drilled panels of plastic, metal, etc.

Connection: Solder pin Ø 1.5 mm.



Order No.	Type	Rated voltage/current		*Standard colors										
63.9318-*	EPB-2N/S	AC 30 V/10 A DC 60 V/10 A	Ni	<table border="1"> <tr> <td>21</td><td>22</td><td>23</td><td>24</td><td>25</td></tr> <tr> <td>26</td><td>27</td><td>29</td><td></td><td></td></tr> </table>	21	22	23	24	25	26	27	29		
21	22	23	24	25										
26	27	29												

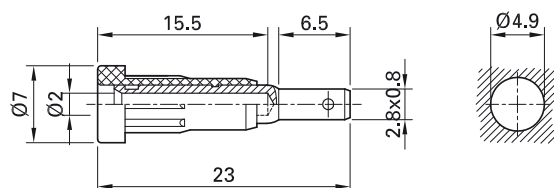


Press-in tool MB2, page 123

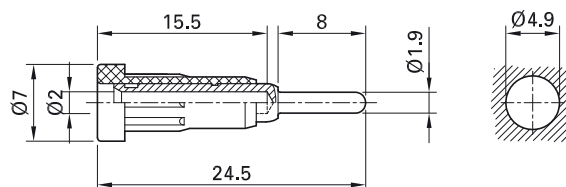
Press-in sockets EB2...

Insulated Ø 2 mm rigid made of machined brass. The socket is pressed into pre-drilled panels of plastic, metal, etc.

EB2



EB2-A



Order No.	Type	Rated voltage/current	Connection		*Standard colors										
23.1011-*	EB2	AC 30 V/10 A DC 60 V/10 A	Flat connecting tab 2.8 mm x 0.8 mm	Au	<table><tr><td>20</td><td>21</td><td>22</td><td>23</td><td>24</td></tr><tr><td>25</td><td>26</td><td>27</td><td>28</td><td>29</td></tr></table>	20	21	22	23	24	25	26	27	28	29
20	21	22	23	24											
25	26	27	28	29											
23.1012-*	EB2-A	AC 30 V/10 A DC 60 V/10 A	Round connecting pin Ø 1.9 mm	Au	<table><tr><td>20</td><td>21</td><td>22</td><td>23</td><td>24</td></tr><tr><td>25</td><td>26</td><td>27</td><td>28</td><td>29</td></tr></table>	20	21	22	23	24	25	26	27	28	29
20	21	22	23	24											
25	26	27	28	29											

Component parts

23.5011-*	I-EB2	Insulator
23.5010	B-EB2	Socket for EB2
23.5002	B-EB2-A	Socket for EB2-A



Press-in tool MB2, page 123



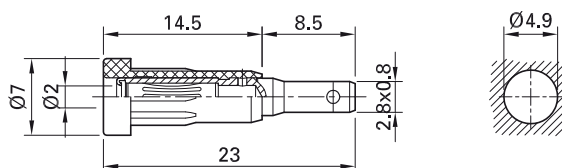
Assembly instructions MA102

www.staubli.com/electrical

Press-in socket EB2-F

Insulated, Ø 2 mm, with spring-loaded MULTILAM. Machined brass. The socket is pressed into pre-drilled panels of plastic, metal, etc.

Connection: Flat connecting tab 2.8 mm x 0.8 mm.



Order No.	Type	Rated voltage/current		*Standard colors
23.1021-*	EB2-F	AC 30 V/10 A DC 60 V/10 A	Opt	21 22

Component parts

23.5011-*	I-EB2	Insulator
23.5005	B-EB2-F	Socket



Optional colors 20 23 24 25 26 27 28 29

Further information, page 6



Press-in tool MB2, page 123



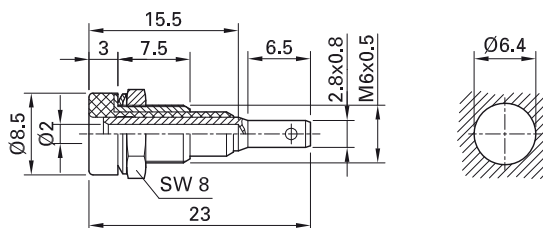
Assembly instructions MA102

www.staubli.com/electrical

Panel-mount socket LB-I2R

Insulated Ø 2 mm rigid. Machined brass. Metal thread jacket on the insulation. The socket can be screw-mounted in pre-drilled panels.

Connection: Flat connecting tab 2.8 mm x 0.8 mm.

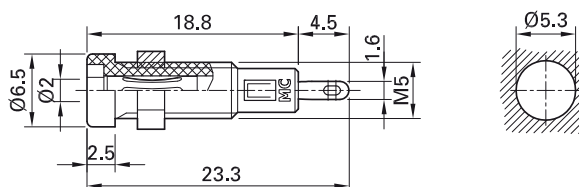


Order No.	Type	Rated voltage/current		*Standard colors
23.0030-*	LB-I2R	AC 30 V/10 A DC 60 V/10 A	Opt	<div>20</div> <div>21</div> <div>22</div> <div>23</div> <div>24</div> <div>25</div> <div>26</div> <div>27</div> <div>28</div> <div>29</div>

Panel-mount socket LB2-IF

Insulated, Ø 2 mm, with spring-loaded MULTILAM. The socket can be screw-mounted in predrilled panels.

Solder connection.

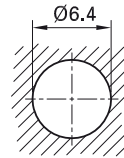
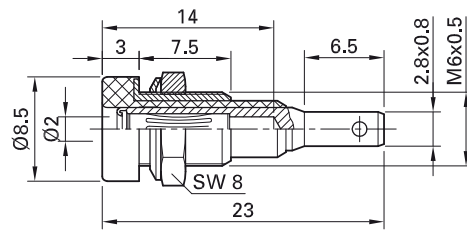


Order No.	Type	Rated voltage/current		*Standard colors
23.0050-*	LB2-IF	AC 30 V/10 A DC 60 V/10 A	Au	<div>21</div> <div>22</div> <div>23</div> <div>24</div> <div>25</div>

Panel-mount socket LB-IF2R

Insulated, Ø 2 mm, with spring-loaded MULTILAM. Machined brass. Metal thread jacket on the insulation. The socket can be screw-mounted in predrilled panels.

Connection: Flat connecting tab 2.8 mm x 0.8 mm.



Order No.	Type	Rated voltage/current		*Standard colors										
23.0060-*	LB-IF2R	AC 30 V/10 A DC 60 V/10 A	Opt	<table border="1"> <tr> <td>20</td><td>21</td><td>22</td><td>23</td><td>24</td></tr> <tr> <td>25</td><td>26</td><td>27</td><td>28</td><td>29</td></tr> </table>	20	21	22	23	24	25	26	27	28	29
20	21	22	23	24										
25	26	27	28	29										

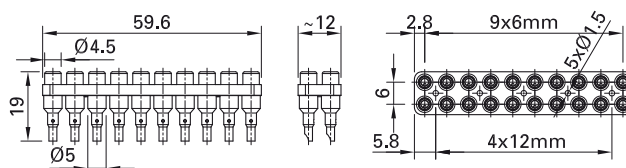
Also available under order No. 23.0020-*
with round nut MUR/M6x0,5 (Tube spanner:
SS2).

Socket strips BL2-.../20...

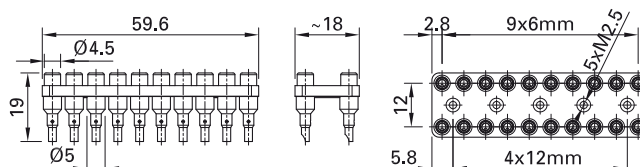

20-pole socket strips, consisting of 2 rows of 10 rigid sockets with solder connection. No need for individual mounting of sockets: Simplified panel drilling, orientation of solder

connections and compact mounting with only 5 screws. Available with socket spacings of 6 mm and 12 mm.

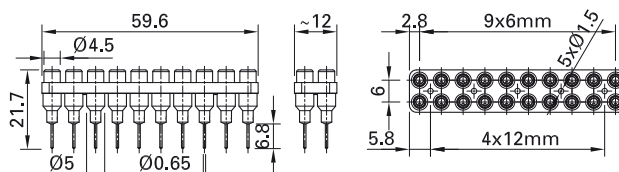

BL2-6/20/A



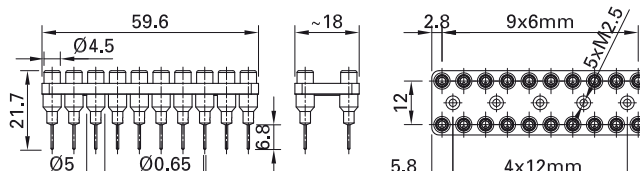
BL2-12/20/A



BL2-6/20-0,65



BL2-12/20-0,65



Order No.	Type	Rated voltage/current	Number of sockets	Plug spacing	Assembly instructions		*Standard colors
63.9356-*	BL2-6/20/A	AC 30 V/10 A DC 60 V/10 A	2 x 10	6 mm	MAH559A	Au	21 22 23 24 25
63.9358-*	BL2-12/20/A	AC 30 V/10 A DC 60 V/10 A	2 x 10	12 mm	MAH559B	Au	21 22 23 24 25
63.9364-*	BL2-6/20-0,65	AC 30 V/10 A DC 60 V/10 A	2 x 10	6 mm	MAH559D	Au	21 22 24
63.9363-*	BL2-12/20-0,65	AC 30 V/10 A DC 60 V/10 A	2 x 10	12 mm	MAH559C	Au	21 22



Assembly instructions MAH559A; MAH559B;
MAH559D; MAH559C



Optional colors 23 24 25 29

Further information, page 6

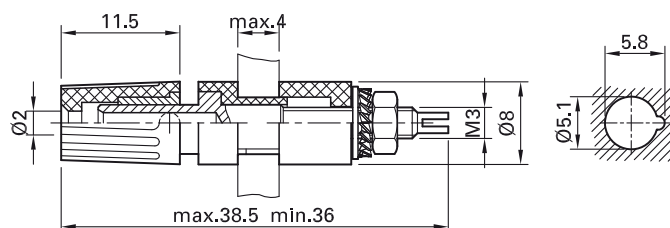
www.staubli.com/electrical

Binding post PK2-T

Insulated, with Ø 2 mm rigid socket and insulated head undetachable. With Ø 2 mm cross hole for quick wire connection. Machined brass. For mounting, with anti-rotation

lug, in front panels up to 4 mm thick.

Connection: Threaded bolt M3.



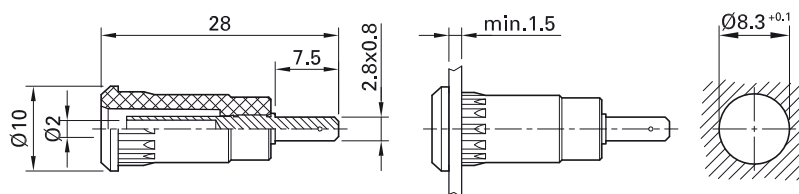
Order No.	Type	Rated voltage/current		*Standard colors
23.0290-*	PK2-T	AC 30 V/15 A DC 60 V/15 A	Ni	21 22

Press-in sockets SEB2-...

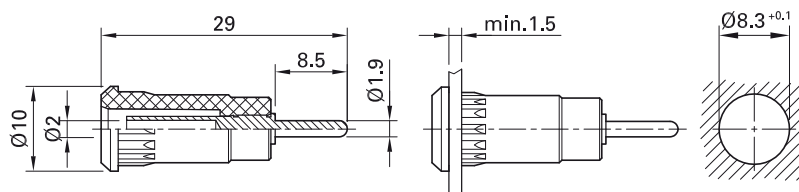
Insulated, rigid, accepting spring-loaded Ø 2 mm plugs with rigid insulating sleeve. The socket is pressed into pre-drilled panels of plastic, metal, etc.

Connection: Flat connecting tab 2.8 mm x 0.8 mm or round connecting pin Ø 1.9 mm.

SEB2-F2,8



SEB2-R



Order No.	Type	Rated voltage/current	Connection		*Standard colors
65.9099-*	SEB2-F2,8	600 V, CAT III/10 A	Flat connecting tab 2.8 mm x 0.8 mm	Au	21 22 23 24 25 29
65.9193-*	SEB2-R	600 V, CAT III/10 A	Round connecting pin Ø 1.9 mm	Au cULus	21 22 23 24 25 29



Press-in tool MB2-S, page 123



Assembly instructions MAH510

www.staubli.com/electrical

Panel-mount sockets SLB2-...

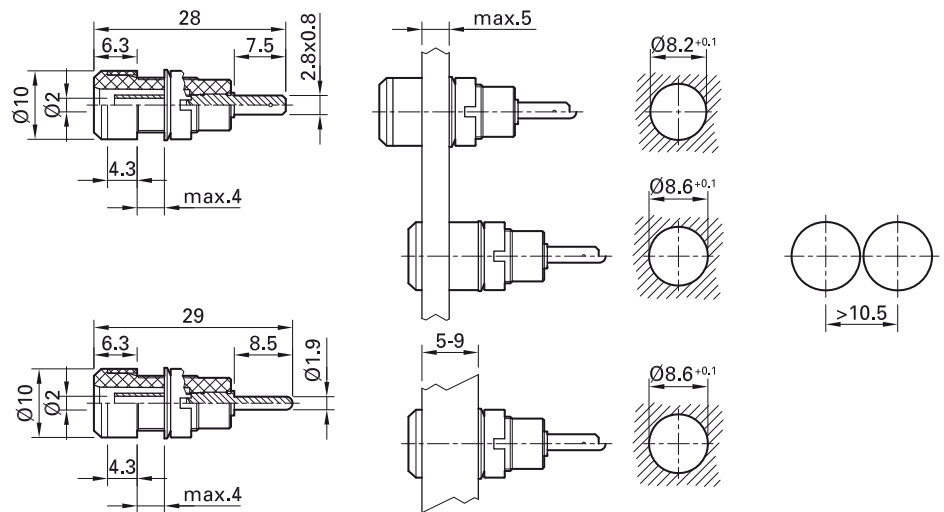
Insulated, rigid, accepting spring-loaded Ø 2 mm plugs with rigid insulating sleeve. The socket is surface-mounted or assembled flush into pre-drilled panels of plastic, metal, etc.

Connection: Flat connecting tab 2.8 mm x 0.8 mm or round connecting pin Ø 1.9 mm.

SLB2-F2,8



SLB2-R



Order No.	Type	Rated voltage/current	Connection		*Standard colors
65.9098-*	SLB2-F2,8	600 V, CAT III/10 A	Flat connecting tab 2.8 mm x 0.8 mm	Au	21 22 23 24 25 29
65.9194-*	SLB2-R	600 V, CAT III/10 A	Round connecting pin Ø 1.9 mm	Au cULus	21 22 23 24 25 29

Supplied assembly material

-		Spacer sleeve for	SLB2-F2,8, SLB2-R	
23.5110	MUR/M8x0,5	Round nut for	SLB2-F2,8, SLB2-R	Page 119
23.5107	SP4	Washer for	SLB2-F2,8, SLB2-R	Page 119



Tube spanners SS4: SS2-S, Page 122



Assembly instructions MAH511

www.staubli.com/electrical

Connecting plugs

Connecting plugs KS2-...

Insulated, Ø 2 mm, with rigid Ø 2 mm socket in handling part.


KS2-6L/A



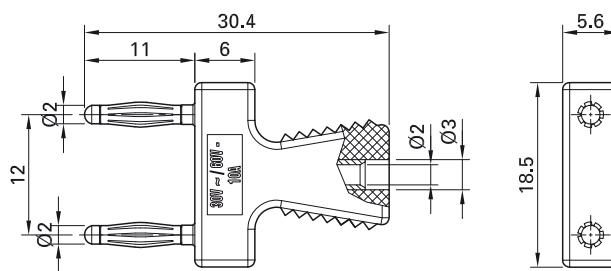
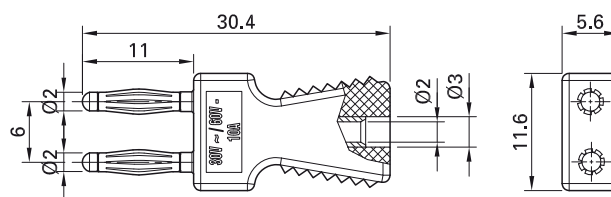
KS2-6L/N



KS2-12L/A



KS2-12L/N



Order No.	Type	Rated voltage/current	Plug spacing	Suitable for		*Standard colors
63.9352-*	KS2-6L/A	AC 30 V/10 A DC 60 V/10 A	6 mm	BL2-6/20/A	Au	21 22 23 24 25
63.9353-*	KS2-6L/N	AC 30 V/10 A DC 60 V/10 A	6 mm	BL2-6/20/A	Ni	21 22
63.9354-*	KS2-12L/A	AC 30 V/10 A DC 60 V/10 A	12 mm	BL2-12/20/A	Au	21 22 23 24 25
63.9355-*	KS2-12L/N	AC 30 V/10 A DC 60 V/10 A	12 mm	BL2-12/20/A	Ni	21 22 23 24 25

Our Ø 2 mm connecting plugs KS2-...L.. are equipped with the tried and tested MULTILAM, and make a vibration-proof contact. Together with the socket strips BL2-... (page 25), they are ideally suited

for the saving of space in applications such as panels for testing and servicing in the aviation industry. The gold-plated versions offer a very low contact resistance and extremely high resistance to corrosion.



Optional colors 23 24 25 28 29

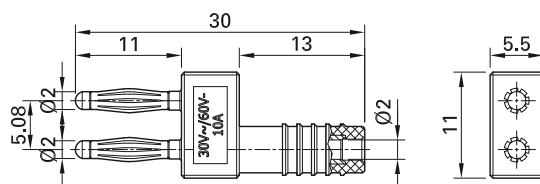
Further information, page 6

Connecting plugs KS2-...

Insulated, Ø 2 mm, made of brass. Equipped with spring-loaded MULTILAM to ensure vibration-proof contacts – ideal, for instance, in the automotive field for test drives and

servicing. Ø 2 mm rigid socket in insulator accepting spring-loaded Ø 2 mm plugs with rigid insulating sleeve.

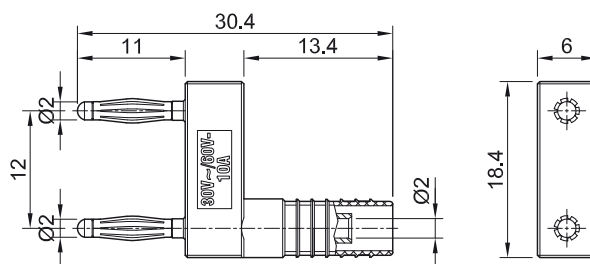
KS2-5,08L/1A/A



KS2-12L/1SA/N



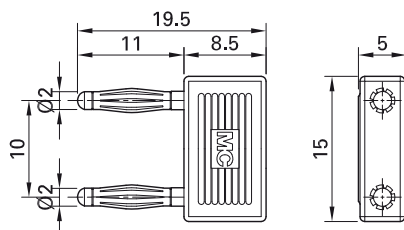
KS2-12L/1SA/A



Order No.	Type	Rated voltage/current	Plug spacing		Standard colors
63.9847-21	KS2-5,08L/1A/A	AC 30 V/10 A DC 60 V/10 A	5.08 mm	Au	21
63.9845-21	KS2-12L/1SA/N	AC 30 V/10 A DC 60 V/10 A	12 mm	Ni	21
63.9848-21	KS2-12L/1SA/A	AC 30 V/10 A DC 60 V/10 A	12 mm	Au	21

Connecting plug KS2-10L/1

Insulated, Ø 2 mm, made of brass, one piece and with spring-loaded MULTILAM.

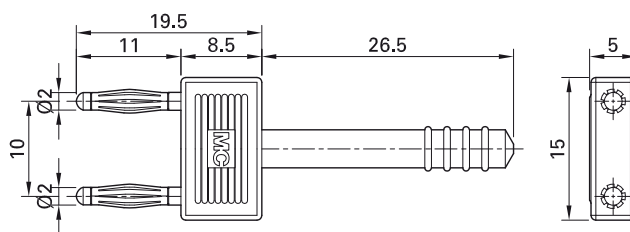



Order No.	Type	Rated voltage/current	Plug spacing		Standard colors
24.0043-29	KS2-10L/1	AC 30 V/10 A DC 60 V/10 A	10 mm	Au	29

Connecting plug KS2-10L

Insulated, Ø 2 mm, made of brass, one piece and with spring-loaded MULTILAM.

With insulating grip.

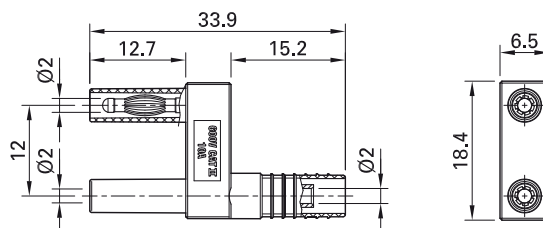


Order No.	Type	Rated voltage/current	Plug spacing		Standard colors
24.0042-29	KS2-10L	AC 30 V/10 A DC 60 V/10 A	10 mm	Au	29

Connecting plug SKS2-12L/1SA/N

Insulated, made of brass and with rigid insulating sleeves. Equipped with spring-loaded MULTILAM to ensure vibration-proof contacts – ideal, for instance, in the auto-

motive field for test drives and servicing. Ø 2 mm rigid socket in insulator accepting spring-loaded Ø 2 mm plugs with rigid insulating sleeve.



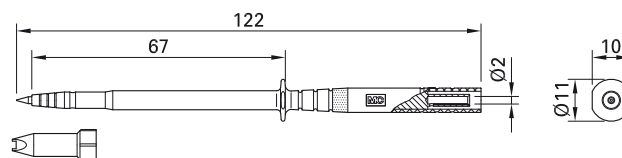
Order No.	Type	Rated voltage/current	Plug spacing		Standard colors
65.9866-21	SKS2-12L/1SA/N	600 V, CAT II/10 A	12 mm	Ni CE UK CA	21

Test probe

Test probe SPP2-S

With tapered, stainless steel rigid needle. Handle guard chamfered on both sides. Ø 2 mm rigid socket in handle accepting

spring-loaded Ø 2 mm plugs with rigid insulating sleeve. Supplied with protective cap.



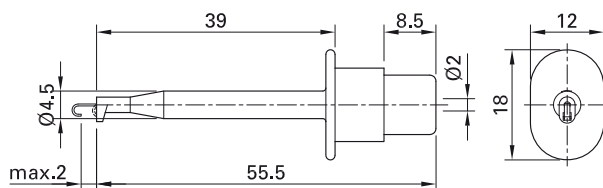
Order No.	Type	Rated voltage/current		*Standard colors
24.0239-*	SPP2-S	1000 V, CAT III/1 A	CE UK CA	21 22

Clips

Test clip KPS1/B2

Made of hard-drawn copper alloy for grasping IC legs, plug pins and bare wire connections. Grasped objects are pressed against the tip of the insulator under spring pres-

sure. The low weight of the clip imposes hardly any load even on critical contacts. Ø 2 mm rigid socket in insulator.

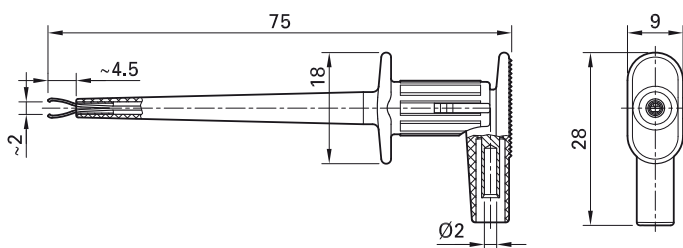


Order No.	Type	Rated voltage/current	Clamping limit		*Standard colors
24.0139-*	KPS1/B2	AC 30 V/1 A DC 60 V/1 A	max. 2 mm	Au	21 22

Test clip MicroGrip-XB

With hardened spring wire grabber with gold-plated contact area. Ø 2 mm rigid

socket in handle accepting spring-loaded Ø 2 mm plugs with rigid insulating sleeve.

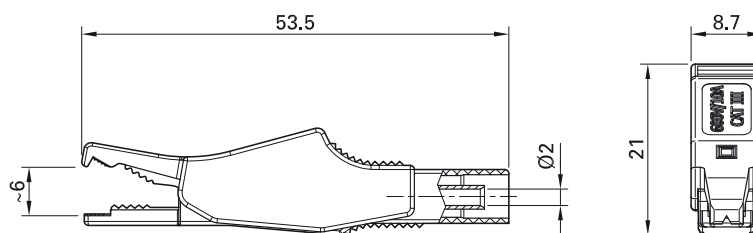


Order No.	Type	Rated voltage/current		*Standard colors
65.9187-*	MicroGrip-XB	300 V, CAT II/1 A	Au CE UK CA C UL US	21 22 23

Test clip XKK-200

Made of brass with all-round insulation. Toothed gripping jaws with fine-wire clamping surface. Ø 2 mm rigid socket in insulator

accepting spring-loaded Ø 2 mm plugs with rigid insulating sleeve.

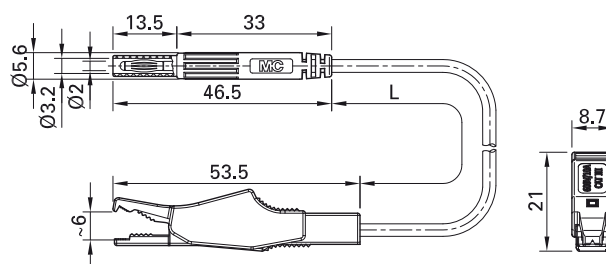


Order No.	Type	Rated voltage/current		*Standard colors
65.9188-*	XKK-200	600 V, CAT III/10 A	Ni CE UK CA c UL US	21 22 23

Test clip lead XALF

Highly flexible. One end with test clip with all-round insulation and toothed gripping jaws with fine-wire clamping surface. The

other end with Ø 2 mm MULTILAM plug with rigid insulating sleeve.



Order No.	Type	Rated voltage/current	Lead		Lead lengths L [cm]	*Standard colors
65.9185-□*	XALF	600 V, CAT III/10 A	PVC 0.5 mm ²	Ni CE UK CA c UL US	100	21 22 23



Optional lengths on demand

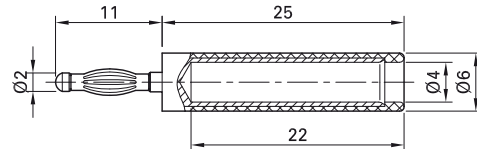
Further information, page 6

Adapter

Adapter A2/4

Ø 2 mm, made of brass, with spring-loaded MULTILAM. Ø 4 mm rigid socket in insulator

accepting spring-loaded Ø 4 mm plugs with rigid insulating sleeve.



Order No.	Type	Rated voltage/current		*Standard colors
24.0115-*	A2/4	AC 30 V/10 A DC 60 V/10 A	Au	21 22 23 24

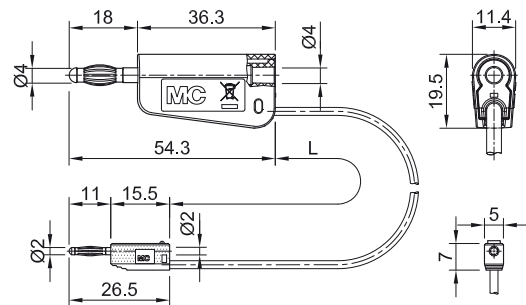


User information i093

www.staubli.com/electrical

Adapter lead LK-4A2A-F05

Highly flexible. One end with Ø 2 mm stackable MULTILAM plug, the other end with Ø 4 mm stackable MULTILAM plug.



Order No.	Type	Rated voltage/current	Lead		Lead lengths L [cm]	*Standard colors
64.1060-□*	LK-4A2A-F05	AC 30 V/10 A DC 60 V/10 A	PVC 0.5 mm ²	Au	007 (7.5 cm) 015 030 045 060	20 21 22 23 24 25 26 27 28 29



User information i093

www.staubli.com/electrical



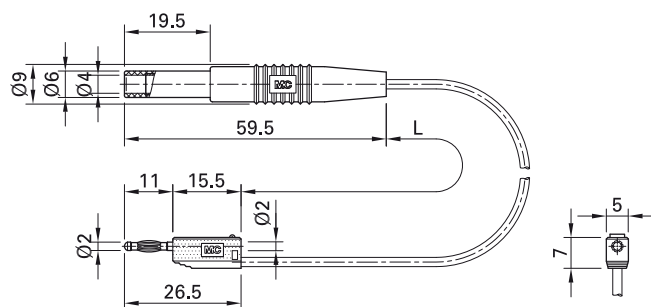
Optional lengths on demand

Further information, page 6

Adapter lead AK205/405-BK

Highly flexible. One end with Ø 2 mm stackable MULTILAM plug, the other end with

Ø 4 mm rigid socket with rigid insulating sleeve.



Order No.	Type	Rated voltage/current	Lead		Lead lengths L [cm]	*Standard colors
28.0012-□*	AK205/405-BK	AC 30 V/10 A DC 60 V/10 A	PVC 0.5 mm ²	Au	015	21 22



User information i093

www.staubli.com/electrical



Optional lengths on demand

Further information, page 6

Ø 4 MM SYSTEM

Overview

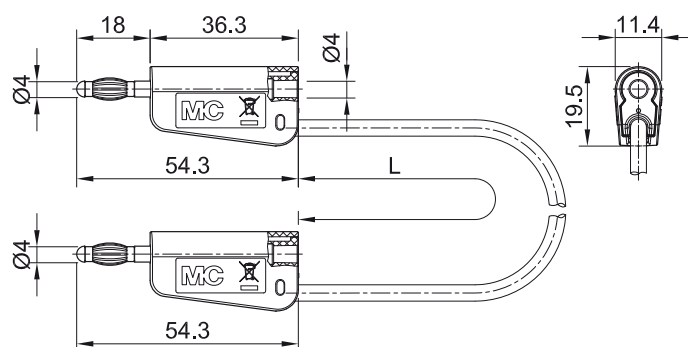
	AC 30 V/DC 60 V	300 V		600 V		1000 V		
		CAT II	CAT III	CAT II	CAT III	CAT II	CAT III	CAT IV
Measurement leads max. 32 A	 Page 38 – 40	 Page 41 – 42		 Page 43		 Page 44 – 46	 Page 47 – 48	
User configurable plugs and sockets max. 32 A	 Page 49 – 54	 Page 55 – 56	 Page 57 – 59	 Page 60 – 62				
Solder-in/press-in/ built-in sockets max. 35 A	 Page 63 – 70	 Page 71 – 81					 Page 82 – 83	
Connection plugs max. 32 A	 Page 84 – 86	 Page 87						
Test probes max. 32 A		 Page 88 – 89					 Page 90	 Page 90
Clips max. 32 A	 Page 91	 Page 91	 Page 92		 Page 93 – 94	 Page 94 – 96	 Page 97	
Adapters max. 32 A	 Page 99 – 102	 Page 102 – 105		 Page 106 – 113		 Page 114		
Kelvin measurement cable max. 32 A	 Page 115							
Special measurement accessories up to 5 kV max. 10 A	 Page 116							

Test leads

Test leads LK-4...

Highly flexible, with stackable Ø 4 mm
MULTILAM plugs.

LK-4A...



Order No.	Type	Rated voltage/current	Lead		Lead lengths L [cm]	*Standard colors
64.1032-□*	LK-4N-S10	AC 30 V/19 A DC 60 V/19 A	SIL 1.0 mm ²	Ni	025 050 075	<div>20 21 22 23 24</div> <div>25 26 27 28 29</div>
64.1033-□*	LK-4A-S10			Au	100 150 200	
64.1036-□*	LK-4N-S25	AC 30 V/32 A DC 60 V/32 A	SIL 2.5 mm ²	Ni	025 050 075	<div>20 21 22 23 24</div> <div>25 26 27 28 29</div>
64.1037-□*	LK-4A-S25			Au	100 150 200	
64.1030-□*	LK-4N-F10	AC 30 V/19 A DC 60 V/19 A	PVC 1.0 mm ²	Ni	025 050 075	<div>20 21 22 23 24</div> <div>25 26 27 28 29</div>
64.1031-□*	LK-4A-F10			Au	100 150 200	
64.1034-□*	LK-4N-F25	AC 30 V/32 A DC 60 V/32 A	PVC 2.5 mm ²	Ni	025 050 075	<div>20 21 22 23 24</div> <div>25 26 27 28 29</div>
64.1035-□*	LK-4A-F25			Au	100 150 200	

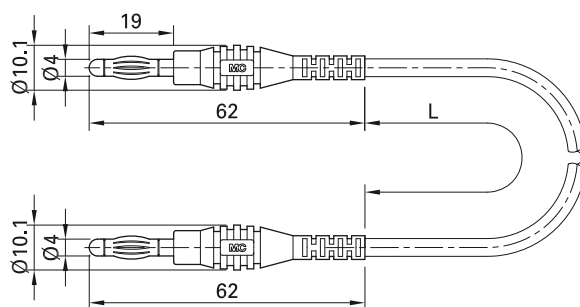


User information **i096**, **i099**

www.staubli.com/electrical

Test lead FAL

Highly flexible with in-line Ø 4 mm
MULTILAM plugs on both ends.



Order No.	Type	Rated voltage/current	Lead		Lead lengths L [cm]	*Standard colors
64.9289-□*	FAL	AC 30 V/15 A DC 60 V/15 A	PVC 0.75 mm ²	Ni	100 200	21 22 23 24 25

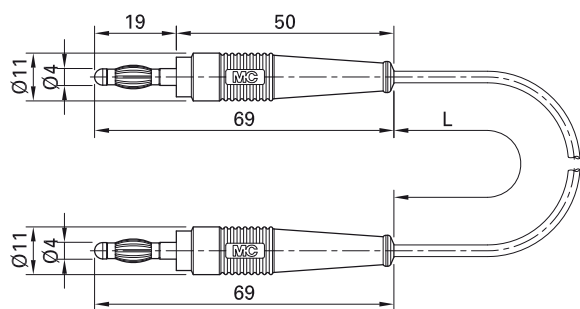


Optional lengths on demand

Further information, page 6

Test lead LK410L-41/A

Highly flexible with in-line Ø 4 mm
MULTILAM plugs on both ends.



Order No.	Type	Rated voltage/current	Lead		Lead lengths L [cm]	*Standard colors
64.1025-□*	LK410L-41/A	AC 30 V/19 A DC 60 V/19 A	PVC 1.0 mm ²	Au	025 050 075 100 150 200	20 21 22 23 24 25 26 27 28 29



User information **i096**

www.staubli.com/electrical

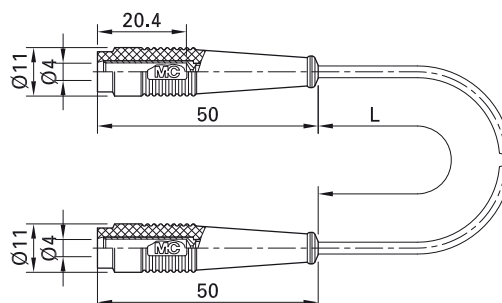


Optional lengths on demand

Further information, page 6

Coupling leads LK4...K-41/A

Highly flexible, with Ø 4 mm rigid sockets on both ends.



Order No.	Type	Rated voltage/current	Lead		Lead lengths L [cm]	*Standard colors
64.1023-□*	LK410K-41/A	AC 30 V/19 A DC 60 V/19 A	PVC 1.0 mm ²	Au	100	21 22
64.1024-□*	LK425K-41/A	AC 30 V/32 A DC 60 V/32 A	PVC 2.5 mm ²	Au	100	21 22



User information **i096, i099**

www.staubli.com/electrical



Optional colors **23 24 25 28 29 27**

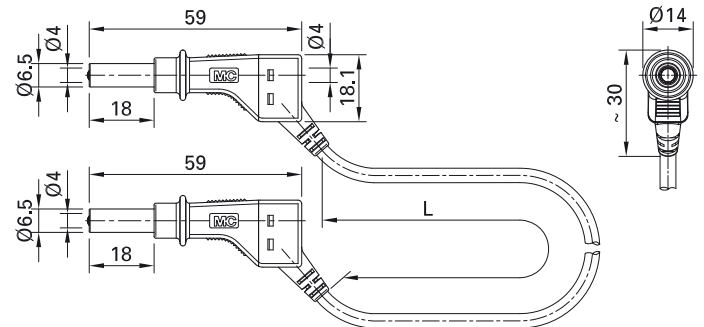
Optional lengths on demand

Further information, page 6

Test leads XZG4...

Highly flexible, especially suitable for connecting electrical devices not (yet) equipped with safety sockets. With stackable Ø 4 mm MULTILAM plugs on both ends with protec-

tive collar and retractable sleeve to prevent accidental touching.



Order No.	Type	Rated voltage/current	Lead		Lead lengths L [cm]	*Standard colors
66.9405-□*	XZG410	600 V, CAT II/19 A	PVC 1.0 mm ²	Ni CE UK CA	050 100 150 200	21 22 23
66.9406-□*	XZG410/SIL	600 V, CAT II/19 A	SIL 1.0 mm ²	Ni CE UK CA	050 100 150 200	21 22 23
66.9407-□*	XZG425	600 V, CAT II/32 A	PVC 2.5 mm ²	Ni CE UK CA	025 050 100 150 200	21 22 23 24 25 27 28
66.9408-□*	XZG425/SIL	600 V, CAT II/32 A	SIL 2.5 mm ²	Ni CE UK CA	050 100 150 200	20 21 22 23 24 25 26 27 28



Optional colors 20 24 25 26 27 28 29

Optional lengths on demand

Further information, page 6



User information i073, i074

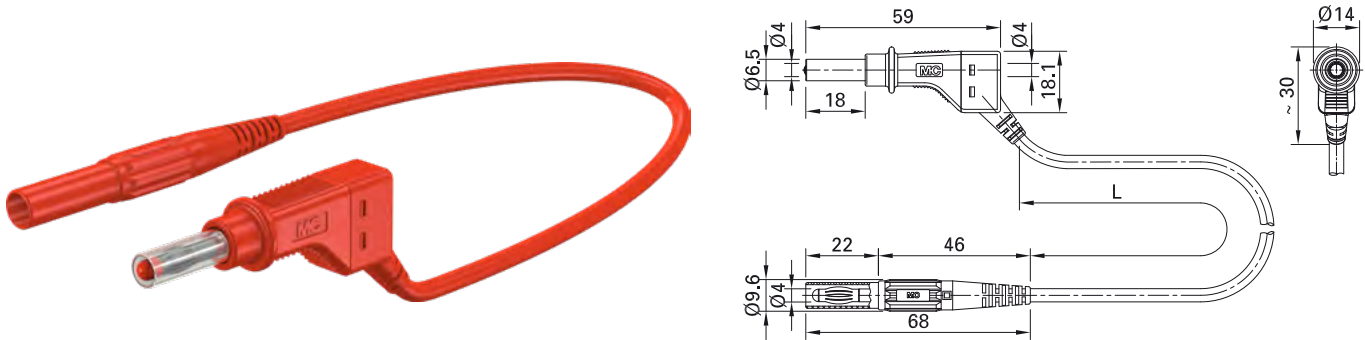
www.staubli.com/electrical

Test lead XZG410-L

Highly flexible. One end with stackable Ø 4 mm MULTILAM plug with protective collar and retractable sleeve to prevent acciden-

tal touching especially suitable for connecting to electrical devices not (yet) equipped with safety sockets. The other end with in-

line Ø 4 mm MULTILAM plug with rigid insulating sleeve, e.g. for connecting probes or test clips.



Order No.	Type	Rated voltage/current	Lead		Lead lengths L [cm]	*Standard colors
66.9411-□*	XZG410-L	600 V, CAT II/19 A	PVC 1.0 mm ²	Ni CE UK CA	100 200	21 22 23



Optional colors 20 24 25 26 27 28 29

Optional lengths on demand

Further information, page 6

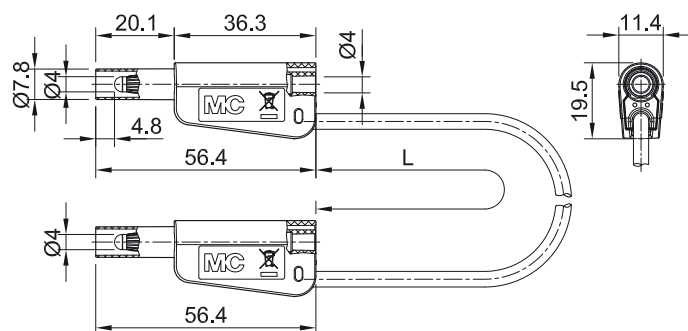


User information i073

www.staubli.com/electrical

Test leads SLK-4...

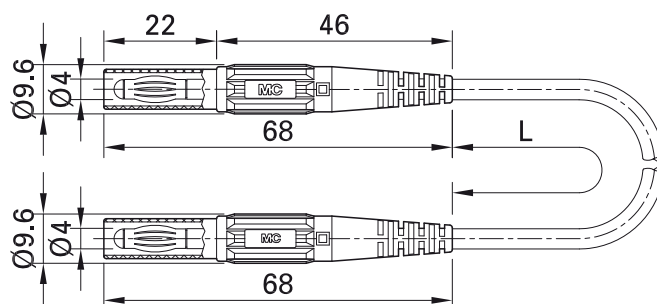
Highly flexible, with stackable Ø 4 mm
MULTILAM plugs with rigid insulating sleeve
on both ends.



Order No.	Type	Rated voltage/current	Lead		Lead lengths L [cm]	*Standard colors
66.2012-□*	SLK-4N-S10	1000 V, CAT II/19 A 600 V, CAT III/19 A	SIL 1.0 mm ²	Ni	025 050 075 100 150 200	
66.2013-□*	SLK-4A-S10			Au		
66.2016-□*	SLK-4N-S25	1000 V, CAT II/32 A 600 V, CAT III/32 A	SIL 2.5 mm ²	Ni	025 050 075 100 150 200	
66.2017-□*	SLK-4A-S25			Au		
66.2010-□*	SLK-4N-F10	1000 V, CAT II/19 A 600 V, CAT III/19 A	PVC 1.0 mm ²	Ni	025 050 075 100 150 200	
66.2011-□*	SLK-4A-F10			Au		
66.2014-□*	SLK-4N-F25	1000 V, CAT II/32 A 600 V, CAT III/32 A	PVC 2.5 mm ²	Ni	025 050 075 100 150 200	
66.2015-□*	SLK-4A-F25			Au		

Test leads XM...-41...

Highly flexible, with in-line Ø 4 mm
MULTILAM plug with rigid insulating sleeve
on both ends.



Order No.	Type	Rated voltage/current	Lead		Lead lengths L [cm]	*Standard colors
66.9013-□*	XMF-414	1000 V, CAT III/19 A	PVC 1.0 mm ²	Ni CE UK CA c UL us	025 050 075 100 150 200	21 22 23 24 25
66.9014-□*	XMS-414	1000 V, CAT III/19 A	SIL 1.0 mm ²	Ni CE UK CA c UL us	050 100 150 200	21 22 23 24 25
66.9303-□*	XMF-418	1000 V, CAT III/32 A	PVC 2.5 mm ²	Ni CE UK CA	050 100 150 200	21 22
66.9304-□*	XMS-418	1000 V, CAT III/32 A	SIL 2.5 mm ²	Ni CE UK CA	100	21 22



Optional colors 20 23 24 25 26 27 29

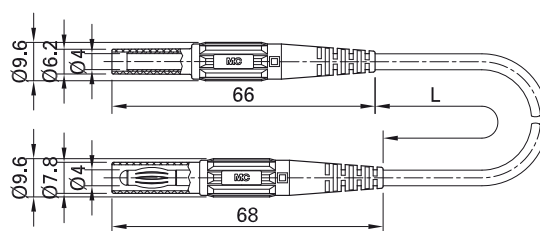
Optional lengths on demand

Further information, page 6

Extension leads XK...-414

Highly flexible. One end with Ø 4 mm MULTILAM plug with rigid insulating sleeve,

the other end with Ø 4 mm rigid socket with rigid insulating sleeve.



Order No.	Type	Rated voltage/current	Lead		Lead lengths L [cm]	*Standard colors
66.9011-□*	XKF-414	1000 V, CAT III/19 A	PVC 1.0 mm ²	Ni CE UK CA c UL US	050 100 150 200	21 22 23 24
66.9012-□*	XKS-414	1000 V, CAT III/19 A	SIL 1.0 mm ²	Ni CE UK CA c UL US	050 100 200	21 22 23



Optional colors 24 25 26 27 29

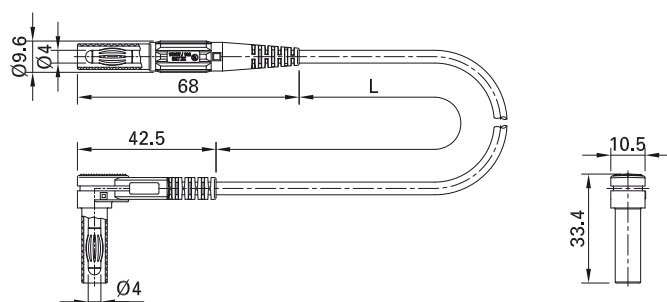
Optional lengths on demand

Further information, page 6

Test leads XM...-484

Highly flexible. One end with in-line Ø 4 mm MULTILAM plug with rigid insulating sleeve.

The other end with right-angled Ø 4 mm MULTILAM plug with rigid insulating sleeve.



Order No.	Type	Rated voltage/current	Lead		Lead lengths L [cm]	*Standard colors
66.9005-□*	XMF-484	1000 V, CAT III/19 A	PVC 1.0 mm ²	Ni CE UK CA c UL us	100 150 200	21 22 23 24 25
66.9006-□*	XMS-484	1000 V, CAT III/19 A	SIL 1.0 mm ²	Ni CE UK CA c UL us	100 150 200	21 22 23 24 25



Optional colors 20 26 27 29

Optional lengths on demand

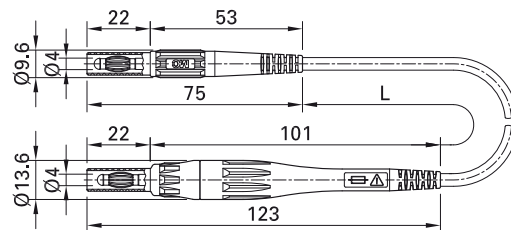
Further information, page 6

Fused test leads XSM...-419

The test leads with integrated high breaking capacity fuses are designed for 1000 V, CAT IV in accordance with IEC/EN 61010-031 and allow for the use of Ø 4 mm standard safety probes and test clips for fuse-protected measurements. To change the fuse, the two-part fused connector can be easily unscrewed.

Highly flexible, with in-line Ø 4 mm MULTILAM plug with rigid insulating sleeve on both ends. The two-part screw connector accepts a high breaking capacity fuse measuring 6.3 x 32 mm.

The fuse is not supplied.



Order No.	Type	Rated voltage/current	Lead		Lead lengths L [cm]	*Standard colors
66.9394-□*	XSMF-419	1000 V, CAT IV/max. 8 A ¹⁾	PVC 1.0 mm ²	Ni CE UK CA c UL US	100 150 200	21 22 23 24 25 26 27 28
66.9395-□*	XSMS-419	1000 V, CAT IV/max. 8 A ¹⁾	SIL 1.0 mm ²	Ni CE UK CA c UL US	100 150 200	21 22 23 24 25 26 27 28

¹⁾ Depends on the fuse used.



Optional colors ²⁹

Optional lengths on demand

Further information, page 6



High breaking capacity fuse 6.3 x 32 mm:

Page 124

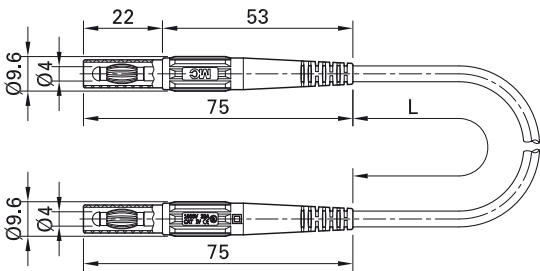


User information i091

www.staubli.com/electrical

Test leads XM...-419

Highly flexible, with in-line Ø 4 mm
MULTILAM plug with rigid insulating sleeve
on both ends.



Order No.	Type	Rated voltage/current	Lead		Lead lengths L [cm]	*Standard colors
66.9391-□*	XMF-419	1000 V, CAT IV/32 A	PVC 2.5 mm ²	Ni CE UK CA c UL us	050 100 150 200	21 22 23 27 28
66.9392-□*	XMS-419	1000 V, CAT IV/32 A	SIL 2.5 mm ²	Ni CE UK CA c UL us	050 100 150 200	21 22 23 27 28



Optional colors 24 25

Optional lengths on demand

Further information, page 6

User configurable plugs and sockets

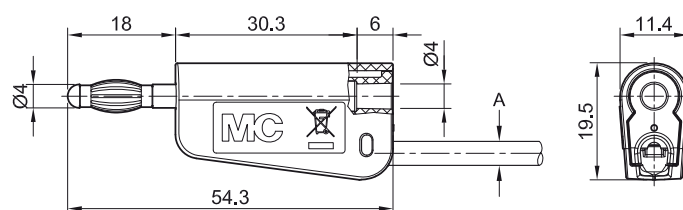
Plugs LQ-4... LM-4...

Stackable, Ø 4 mm, with spring-loaded MULTILAM, for self-assembly of test leads.

Various types of connection:

LM-4...: Screw connection

LQ-4...: Cross hole for solder connection



Order No.	Type	Rated voltage/current	Lead (A)		*Standard colors
64.1038-*	LQ-4N-30	AC 30 V/19 A DC 60 V/19 A	<div>PVC</div> Ø 2.7 mm <div>SIL</div> Ø 3.0 mm 1.0 mm ²	Ni	<div>20</div> <div>21</div> <div>22</div> <div>23</div> <div>24</div> <div>25</div> <div>26</div> <div>27</div> <div>28</div> <div>29</div>
64.1039-*	LQ-4A-30			Au	
64.1040-*	LM-4N-30			Ni	
64.1041-*	LM-4A-30			Au	
64.1042-*	LQ-4N-39	AC 30 V/32 A DC 60 V/32 A	<div>PVC</div> Ø 3.6 mm <div>SIL</div> Ø 3.9 mm 2.5 mm ²	Ni	<div>20</div> <div>21</div> <div>22</div> <div>23</div> <div>24</div> <div>25</div> <div>26</div> <div>27</div> <div>28</div> <div>29</div>
64.1043-*	LQ-4A-39			Au	
64.1044-*	LM-4N-39			Ni	
64.1045-*	LM-4A-39			Au	

Component parts

64.1046-*	KT-L-4-30	Connection sleeve suitable for	LQ-4N-30; LQ-4A-30; LM-4N-30; LM-4A-30
64.1047-*	KT-L-4-39	Connection sleeve suitable for	LQ-4N-39; LQ-4A-39; LM-4N-39; LM-4A-39
64.1048	LS-LQ-4N	Plug suitable for	LQ-4N-30; LQ-4N-39
64.1049	LS-LQ-4A	Plug suitable for	LQ-4A-30; LQ-4A-39
64.1050	LS-LM-4N	Plug suitable for	LM-4N-30; LM-4N-39
64.1051	LS-LM-4A	Plug suitable for	LM-4A-30; LM-4A-39



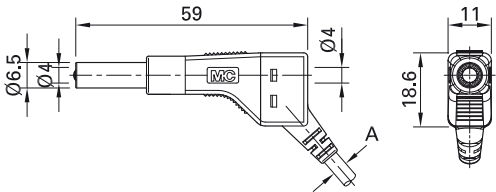
Assembly instructions MA167

www.staubli.com/electrical

Plugs ZGL-4...

Stackable, Ø 4 mm, with spring-loaded MULTILAM for self-assembly of test leads. With retractable sleeve to prevent accidental touching.

Screw connection.



Order No.	Type	Rated voltage/current	Cable (A)			*Standard colors
64.9325-*	ZGL-410	AC 30 V/19 A	min. Ø 3.4 mm	1.0 mm ²	Ni	20 21 22 23 24
		DC 60 V/19 A	max. Ø 3.9 mm			25 26 27 28
64.9326-*	ZGL-425	AC 30 V/32 A	min. Ø 3.4 mm	2.5 mm ²	Ni	20 21 22 23 24
		DC 60 V/32 A	max. Ø 3.9 mm			25 26 27 28



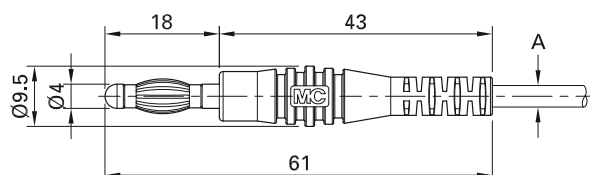
Assembly instructions MAH555; MAH556

www.staubli.com/electrical

Plug L-400

In-line, Ø 4 mm, with spring-loaded MULTILAM for self-assembly of test leads.

Solder connection.

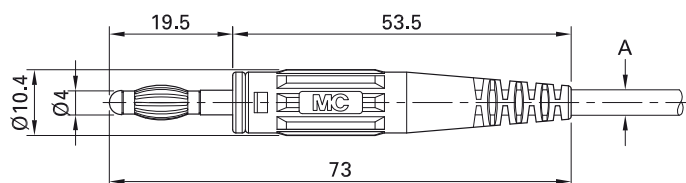


Order No.	Type	Rated voltage/current	Cable (A)		*Standard colors
64.9294-*	L-400	AC 30 V/32 A DC 60 V/32 A	max. Ø 3.9 mm 2.5 mm ²	Ni	21 22 23 24 25

Plug L-409

In-line, Ø 4 mm, with spring-loaded MULTILAM for self-assembly of test leads.

Screw connection.



Order No.	Type	Rated voltage/current	Cable (A)		*Standard colors
64.9195-*	L-409	AC 30 V/32 A DC 60 V/32 A	max. Ø 3.9 mm 2.5 mm ²	Ni	21 22 23 24 25



Optional colors 26 27 29

Further information, page 6

Plugs L-41...

In-line, Ø 4 mm, with spring-loaded MULTILAM for self-assembly of test leads.
Type L-41Q with Ø 4 mm lateral hole for additional test connection.

Solder connection.

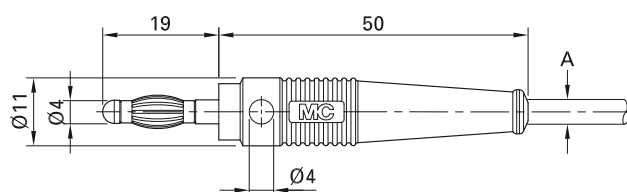
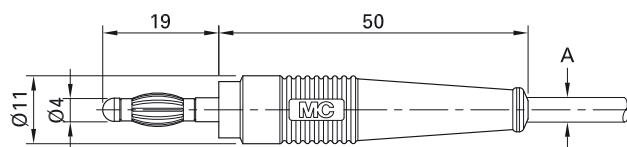
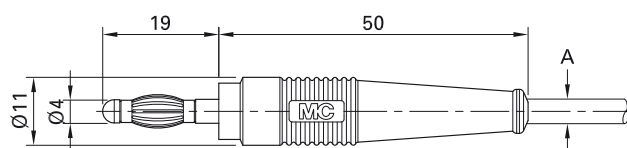
L-41



L-41/A



L-41Q



Order No.	Type	Rated voltage/current	Cable (A)			*Standard colors
64.9200-*	L-41	AC 30 V/32 A DC 60 V/32 A	max. Ø 3.9 mm	2.5 mm ²	Ni	21 22 23 24 25
64.1020-*	L-41/A	AC 30 V/32 A DC 60 V/32 A	max. Ø 3.9 mm	2.5 mm ²	Au	21 22 23 24 25 29
64.9199-*	L-41Q	AC 30 V/32 A DC 60 V/32 A	max. Ø 3.9 mm	2.5 mm ²	Ni	21 22 23 24 25 26 27 29



Optional colors 26 27 28

Further information, page 6



Assembly instructions MAH566

www.staubli.com/electrical

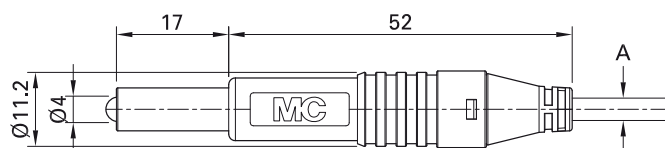
Plugs GL-438...

In-line, Ø 4 mm, with spring-loaded MULTILAM for self-assembly of test leads.
With retractable sleeve to prevent accidental touching.

Various types of connection:

GL-438-L: Soldered connection

GL-438: Screw connection



Order No.	Type	Rated voltage/current	Cable (A)		*Standard colors
64.9701-*	GL-438	AC 30 V/32 A DC 60 V/32 A	<div>PVC</div> <div>TPE</div> <div>SIL</div> <div>Ø 3.9 mm</div> <div>2.5 mm²</div>	Ni	<div>21</div> <div>22</div> <div>23</div> <div>24</div> <div>25</div> <div>29</div>
64.2010-*	GL-438-L	AC 30 V/32 A DC 60 V/32 A	<div>PVC</div> <div>TPE</div> <div>SIL</div> <div>Ø 3.9 mm</div> <div>2.5 mm²</div>	Ni	<div>21</div> <div>22</div> <div>23</div> <div>24</div> <div>25</div> <div>29</div>

Component parts

64.2040-*	KT-GL-438	Connection sleeve
64.2030	LS-GL-438	Plug suitable for GL-438
64.2020	LS-GL-438-L	Plug suitable for GL-438-L



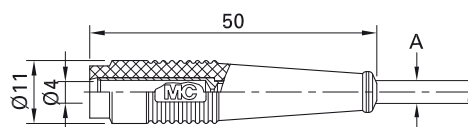
Assembly instructions MA170

www.staubli.com/electrical

Sockets K-41...

Ø 4 mm rigid for self-assembly of test leads.

Solder connection.



Order No.	Type	Rated voltage/current	Cable (A)		*Standard colors
64.9201-*	K-41	AC 30 V/32 A DC 60 V/32 A	max. Ø 3.9 mm 2.5 mm ²	Ni	21 22
64.1021-*	K-41/A	AC 30 V/32 A DC 60 V/32 A	max. Ø 3.9 mm 2.5 mm ²	Au	21 22



Assembly instructions MAH566

www.staubli.com/electrical



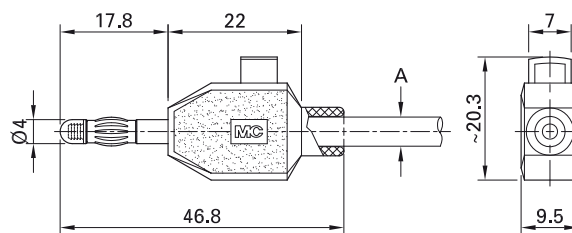
Optional colors 23 24 25 26 27 29

Further information, page 6

Plug KLS4

Ø 4 mm, with spring-loaded MULTILAM for clamp-connecting stranded wires.

Clamp connection.



Order No.	Type	Rated voltage/current	Cable (A)		*Standard colors
22.3006-*	KLS4	AC 30 V/10 A DC 60 V/10 A	max. Ø 4.8 mm 2.5 mm ²	Ni	21 22



Benutzerinformation i023

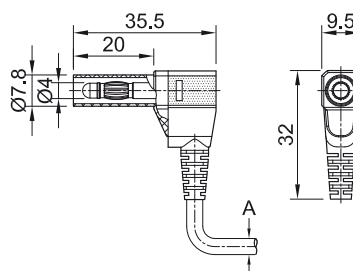
www.staubli.com/electrical

Plugs SLS425-SW...

Right-angled, Ø 4 mm, with spring-loaded MULTILAM, for self-assembly of test leads. With rigid insulating sleeve. Nickel-plated

and gold-plated versions available.

Solder connection.



Order No.	Type	Rated voltage/current	Cable (A)			*Standard colors
22.2667-*	SLS425-SW	500 V, CAT II/32 A	max. Ø 3.9 mm	2.5 mm ²	Ni	21 22
22.2668-*	SLS425-SW/A	500 V, CAT II/32 A	max. Ø 3.9 mm	2.5 mm ²	Au	21 22

Component parts

22.2370-*	KT425-SW	Insulator (*Colors see SLS425-SW)				
22.1042	LS425-SW	Plug suitable for	SLS425-SW			
22.1045	LS425-SW/A	Plug suitable for	SLS425-SW/A			



Assembly instructions MA107

www.staubli.com/electrical



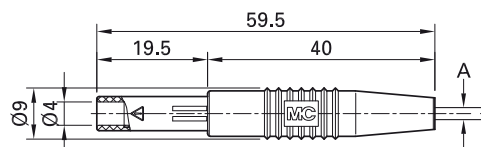
Optional colors 20 23 24 25 26

Further information, page 6

Socket SLS410-BK

In-line, rigid, Ø 4 mm, accepting spring-loaded Ø 4 mm plugs with rigid insulating sleeve, for self-assembly of test leads.

Solder connection.



Order No.	Type	Rated voltage/current	Cable (A)			*Standard colors
22.2672-*	SLS410-BK	300 V, CAT II/19 A	Ø 2.9 mm	1.0 mm ²	Au	21 22

Component parts

22.2250-*	KT410-BK	Insulator (*Standard colors see SLS410-BK)
22.1037	LS410-BK-I	Socket suitable for SLS410-BK



Montageanleitung MA129

www.staubli.com/electrical



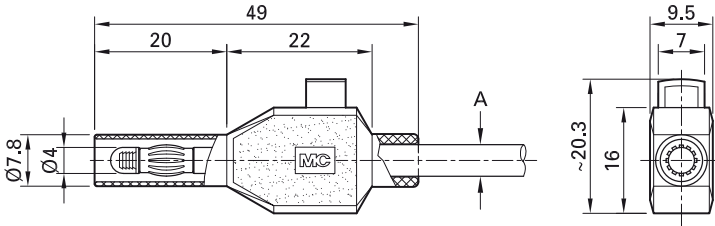
User information i200

www.staubli.com/electrical

Plug SKLS4

Ø 4 mm, with spring-loaded MULTILAM, for clamp-connecting stranded wires. With rigid insulating sleeve.

Clamp connection.



Order No.	Type	Rated voltage/current	Cable (A)			*Standard colors
22.3007-*	SKLS4	600 V, CAT II/10 A ¹⁾	max. Ø 4.8 mm	2.5 mm ²	Ni CE UK CA	21 22

¹⁾ During installation of this clip-on plug, the terminal must not be connected to the supply.



User information **i005**
www.staubli.com/electrical

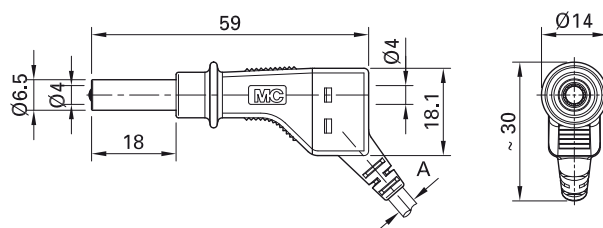
Plugs XZGL-...

Stackable, Ø 4 mm, with spring-loaded MULTILAM, for self-assembly of test leads. With retractable sleeve to prevent accidental touching. As a result of the protective col-

lar, the clearances and creepage distances allow test leads equipped with this plug also to be safely connected to older test instruments not yet fitted with safety sockets

up to 600 V, CAT II in accordance with the standards.

Screw connection.



Order No.	Type	Rated voltage/current	Cable (A)			*Standard colors
66.9327-*	XZGL-410	600 V, CAT II/19 A	min. Ø 3.4 mm max. Ø 3.9 mm	1.0 mm²	<div>Ni</div>	<div><div>20</div><div>21</div><div>22</div><div>23</div><div>24</div></div> <div><div>25</div><div>26</div><div>27</div><div>28</div><div></div></div>
66.9328-*	XZGL-425	600 V, CAT II/32 A	min. Ø 3.4 mm max. Ø 3.9 mm	2.5 mm²	<div>Ni</div>	<div><div>20</div><div>21</div><div>22</div><div>23</div><div>24</div></div> <div><div>25</div><div>26</div><div>27</div><div>28</div><div></div></div>



Assembly instructions MAH557; MAH558

www.staubli.com/electrical

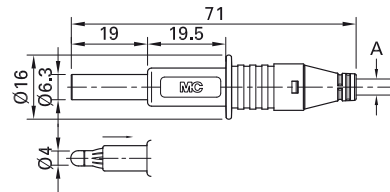
Plug X-GL-438

In-line, Ø 4 mm, with spring-loaded MULTILAM, for self-assembly of test leads. With retractable sleeve to prevent accidental touching. As a result of the protective col-

lar, the clearances and creepage distances allow test leads equipped with this plug also to be safely connected to older test instruments not yet fitted with safety sockets

up to 600 V, CAT II in accordance with the standards.

Screw connection.



Order No.	Type	Rated voltage/current	Cable (A)			*Standard colors
66.9584-*	X-GL-438	600 V, CAT II/32 A	max. Ø 3.9 mm	2.5 mm ²	Ni	21 22 23



Assembly instructions MAH547

www.staubli.com/electrical

Plugs SLQ-4... SLM-4...

Stackable, Ø 4 mm, with spring-loaded MULTILAM, for self-assembly of test leads. With rigid insulating sleeve.

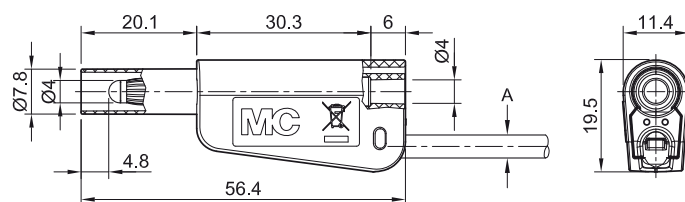
Various types of connection:

SLM-4...: Screw connection

SLQ-4...: Cross hole for solder connection

SLQ-4...

SLM-4...



Order No.	Type	Rated voltage/current	Lead (A)		*Standard colors
66.2018-*	SLQ-4N-39	1000 V, CAT II/19 A 600 V, CAT III/19 A	<div>PVC</div> Ø 3.9 mm <div>SIL</div> Ø 3.9 mm 1.0 mm ²	Ni	<div>20</div> <div>21</div> <div>22</div> <div>23</div> <div>24</div> <div>25</div> <div>26</div> <div>27</div> <div>28</div> <div>29</div> <div>30</div>
66.2019-*	SLQ-4A-39			Au	
66.2020-*	SLM-4N-39			Ni	
66.2021-*	SLM-4A-39			Au	
66.2022-*	SLQ-4N-46	1000 V, CAT II/32 A 600 V, CAT III/32 A	<div>PVC</div> Ø 3.9 mm <div>SIL</div> Ø 4.6 mm 2.5 mm ²	Ni	<div>20</div> <div>21</div> <div>22</div> <div>23</div> <div>24</div> <div>25</div> <div>26</div> <div>27</div> <div>28</div> <div>29</div> <div>30</div>
66.2023-*	SLQ-4A-46			Au	
66.2024-*	SLM-4N-46			Ni	
66.2025-*	SLM-4A-46			Au	

Component parts

66.2026-*	KT-SL-4-39	Connection sleeve suitable for	SLQ-4N-39; SLQ-4A-39; SLM-4N-39; SLM-4A-39
66.2027-*	KT-SL-4-46	Connection sleeve suitable for	SLQ-4N-46; SLQ-4A-46; SLM-4N-46; SLM-4A-46
66.2028	LS-SLQ-4N	Plug suitable for	SLQ-4N-39; SLQ-4N-46
66.2029	LS-SLQ-4A	Plug suitable for	SLQ-4A-39; SLQ-4A-46
66.2030	LS-SLM-4N	Plug suitable for	SLM-4N-39; SLM-4N-46
66.2031	LS-SLM-4A	Plug suitable for	SLM-4A-39; SLM-4A-46



Assembly instructions MA167

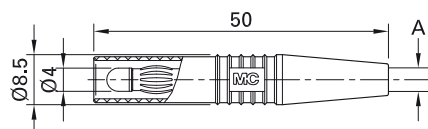
www.staubli.com/electrical

Plugs SLS425-SL...

In-line, Ø 4 mm, with spring-loaded MULTILAM, for self-assembly of test leads.

With rigid insulating sleeve. Nickel-plated and gold-plated versions available.

Solder connection.



Order No.	Type	Rated voltage/current	Cable (A)		*Standard colors
22.2663-*	SLS425-SL	1000 V, CAT II/32 A	max. Ø 4.1 mm 2.5 mm ²	Au	21 22 23
22.2665-*	SLS425-SL/N	1000 V, CAT II/32 A	max. Ø 4.1 mm 2.5 mm ²	Ni	21 22 23

Component parts

22.2260-*	KT425-SL	Insulator (*Colors see SLS425-SL)
22.1025	LS425-SL	Plug suitable for SLS425-SL
22.1032	LS425-SL/N	Plug suitable for SLS425-SL/N



Assembly instructions MA106

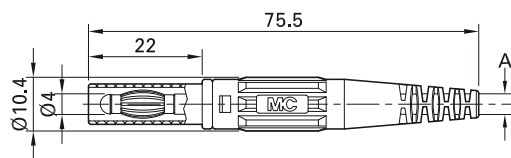
www.staubli.com/electrical

Plug XL-410

In-line, Ø 4 mm, with spring-loaded MULTILAM, for self-assembly of test leads.

With rigid insulating sleeve.

Screw connection.



Order No.	Type	Rated voltage/current	Cable (A)		*Standard colors
66.9196-*	XL-410	1000 V, CAT II/32 A 600 V, CAT III/32 A	max. Ø 3.9 mm 2.5 mm ²	Ni	21 22 23



Assembly instructions MAH503

www.staubli.com/electrical



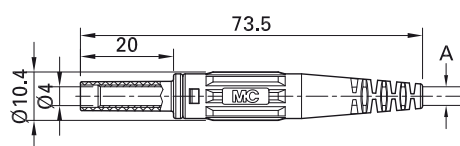
Optional colors 20 24 25 26 27 29

Further information, page 6

Socket XK-410

In-line, rigid, Ø 4 mm, accepting spring-loaded Ø 4 mm plugs with rigid insulating sleeve, for self-assembly of test leads.

Screw connection.



Order No.	Type	Rated voltage/current	Cable (A)			*Standard colors
66.9155-*	XK-410	1000 V, CAT II/32 A 600 V, CAT III/32 A	max. Ø 3.9 mm	2.5 mm ²	Ni	21 22 23 24 25



Optional colors 20 26 29

Further information, page 6



Assembly instructions MAH548

www.staubli.com/electrical

Solder-in/press-in/built-in socket

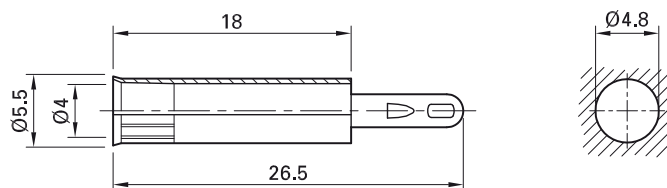
Press-in socket LB4...

Uninsulated, Ø 4 mm, rigid, made of rolled brass sheet. The socket is pressed into predrilled plastic panels or soldered into

printed circuit boards. Gold-plated versions available.

Solder connection.

LB4

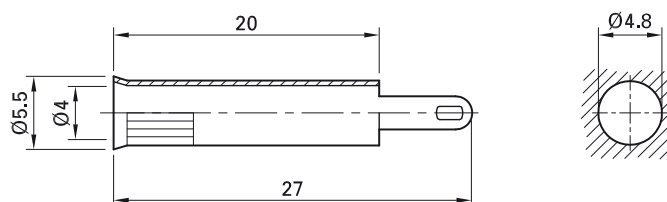



Order No.	Type	Rated voltage/current		
23.1003	LB4	AC 30 V/25 A DC 60 V/25 A	Au	

Press-in socket LB4-A

Uninsulated, Ø 4 mm, rigid, made of punched brass tubing. The socket is pressed into pre-drilled plastic panels or soldered into printed circuit boards.

Solder connection.

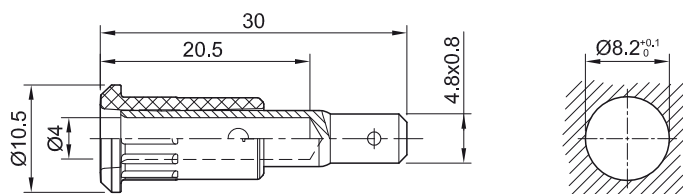


Order No.	Type	Rated voltage/current		
23.1004	LB4-A	AC 30 V/25 A DC 60 V/25 A	Au	

Press-in socket EB4-IF/A

Insulated Ø 4 mm rigid. Machined brass.
The socket is pressed into pre-drilled panels of plastic, metal, etc.

Connection: Flat connecting tab 4.8 mm x 0.8 mm.



Order No.	Type	Rated voltage/current		*Standard colors										
64.3010-*	EB4-IF/A	AC 30 V/25 A DC 60 V/25 A	Au	<table border="1"> <tr> <td>20</td><td>21</td><td>22</td><td>23</td><td>24</td></tr> <tr> <td>25</td><td>26</td><td>27</td><td>28</td><td>29</td></tr> </table>	20	21	22	23	24	25	26	27	28	29
20	21	22	23	24										
25	26	27	28	29										

Component parts

64.3030-*	I-EB4-I	Insulator
64.3020	B-EB4_AU	Socket



Press-in tool MB4, page 123

Flat connecting receptacle FSH4,8x0,8: page 121



Assembly instructions MA169

www.staubli.com/electrical

Press-in sockets EB4-IR/...

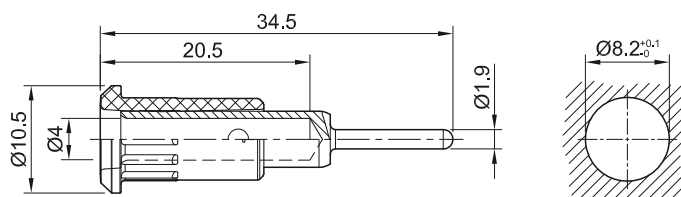
Insulated Ø 4 mm rigid. Machined brass.
The socket is pressed into predrilled panels of plastic, metal etc.

Connection: Round connecting pin
Ø 1.9 mm.

EB4-IR/A



EB4-IR/N



Order No.	Type	Rated voltage/current		*Standard colors										
64.3012-*	EB4-IR/A	AC 30 V/25 A DC 60 V/25 A	Au	<table border="1"> <tr> <td>20</td><td>21</td><td>22</td><td>23</td><td>24</td> </tr> <tr> <td>25</td><td>26</td><td>27</td><td>28</td><td>29</td> </tr> </table>	20	21	22	23	24	25	26	27	28	29
20	21	22	23	24										
25	26	27	28	29										
64.3011-*	EB4-IR/N	AC 30 V/25 A DC 60 V/25 A	Ni	<table border="1"> <tr> <td>20</td><td>21</td><td>22</td><td>23</td><td>24</td> </tr> <tr> <td>25</td><td>26</td><td>27</td><td>28</td><td>29</td> </tr> </table>	20	21	22	23	24	25	26	27	28	29
20	21	22	23	24										
25	26	27	28	29										

Component parts

64.3030-*	I-EB4-I	Insulator
64.3021	B-EB4-IR_AU	Socket for EB4-IR/A
64.3022	B-EB4-IR_NI	Socket for EB4-IR/N



Press-in tool MB4, page 123



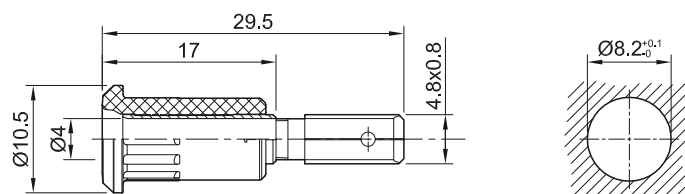
Assembly instructions MA169

www.staubli.com/electrical

Press-in socket EB4-IFA/N

Insulated Ø 4 mm rigid. Brass sheet, punched and rolled. The socket is pressed into pre-drilled panels of plastic, metal, etc.

Connection: Flat connecting tab 4.8 mm
× 0.8 mm, can be bent to 90°, once only.



Order No.	Type	Rated voltage/current		*Standard colors										
64.3013-*	EB4-IFA/N	AC 30 V/25 A DC 60 V/25 A	Ni	<table border="1"> <tr> <td>20</td><td>21</td><td>22</td><td>23</td><td>24</td></tr> <tr> <td>25</td><td>26</td><td>27</td><td>28</td><td>29</td></tr> </table>	20	21	22	23	24	25	26	27	28	29
20	21	22	23	24										
25	26	27	28	29										

Component parts

64.3031-*	I-EB4-IFA	Insulator
23.5026	B-EB4-B	Socket



Press-in tool MB4, page 123

Flat connecting receptacle FSH4,8x0,8: page 121



Assembly instructions MA169

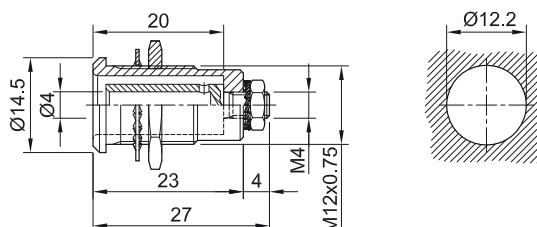
www.staubli.com/electrical

Earth socket MSLB4-G

Uninsulated, Ø 4 mm, rigid, accepting spring-loaded Ø 4 mm plugs with rigid insulating sleeve. Machined brass. The socket can

directly be mounted in predrilled metal panels.

Connection: Threaded bolt M4.



Order No.	Type	Rated voltage/current		
23.3090	MSLB4-G	AC 30 V/32 A DC 60 V/32 A	Ni	

Supplied assembly material

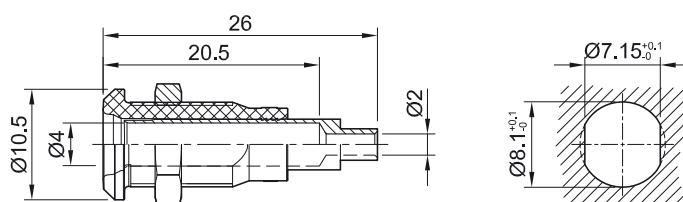
23.5118	MU/M12x0,75	Hexagon nut	Page 118
22.6610	MU0,5D/M4N	Hexagonal Nuts	Page 118
23.5117	FS/M12	Spring Washers	Page 120
22.6533	FS/M4	Spring Washers	Page 120

Panel-mount socket LB4H-IE/N

Insulated Ø 4 mm rigid. Machined brass.

The sockets can be screw-mounted in pre-drilled panels.

Connection: Solder connection.



Order No.	Type	Rated voltage/current		*Standard colors										
64.3042-*	LB4H-IE/N	AC 30 V/25 A DC 60 V/25 A	Ni	<table border="1"> <tr> <td>20</td><td>21</td><td>22</td><td>23</td><td>24</td></tr> <tr> <td>25</td><td>26</td><td>27</td><td>28</td><td>29</td></tr> </table>	20	21	22	23	24	25	26	27	28	29
20	21	22	23	24										
25	26	27	28	29										

Component parts

64.3051-*	BI-LB4x-IE/N	Socket without nut	
23.5112	MU/M8x0,5	Hexagon nut	Page 118



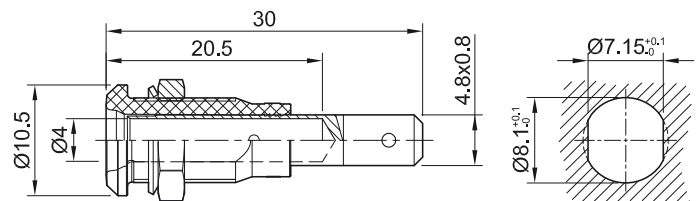
Assembly instructions MA168

www.staubli.com/electrical

Panel-mount socket LB4H-IF/A

Insulated Ø 4 mm rigid. Machined brass.
The socket can be screw-mounted in pre-drilled panels.

Connection: Flat connecting tab 4.8 mm x 0.8 mm.



Order No.	Type	Rated voltage/current		*Standard colors										
64.3040-*	LB4H-IF/A	AC 30 V/25 A DC 60 V/25 A	Au	<table border="1"> <tr> <td>20</td><td>21</td><td>22</td><td>23</td><td>24</td> </tr> <tr> <td>25</td><td>26</td><td>27</td><td>28</td><td>29</td> </tr> </table>	20	21	22	23	24	25	26	27	28	29
20	21	22	23	24										
25	26	27	28	29										

Component parts

64.3050-*	BI-LB4x-IF/A	Socket without nut	
23.5112	MU/M8x0,5	Hexagon nut	Page 118
23.5107	SP4	Washer	Page 119



Flat connecting receptacle FSH4,8x0,8: page 121



Assembly instructions MA168

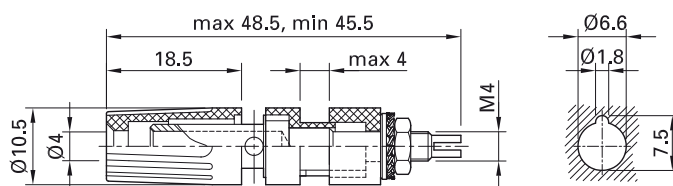
www.staubli.com/electrical

Binding post PK4-T

Insulated, Ø 4 mm, rigid, and insulated head undetachable. Ø 2.5 mm cross hole for quick wire connection. Machined brass.

For mounting, with anti-rotation lug, in front panels up to 4 mm thick.

Connection: Threaded bolt M4.



Order No.	Type	Rated voltage/current		*Standard colors
23.0330-*	PK4-T	AC 30 V/35 A DC 60 V/35 A	Ni	<div>20 21 22 23 24</div> <div>25 29</div>

Mounting sockets SAB4-G...

Insulated, rigid, Ø 4 mm, accepting spring-loaded Ø 4 mm plugs with rigid insulating sleeve. Machined brass. The socket

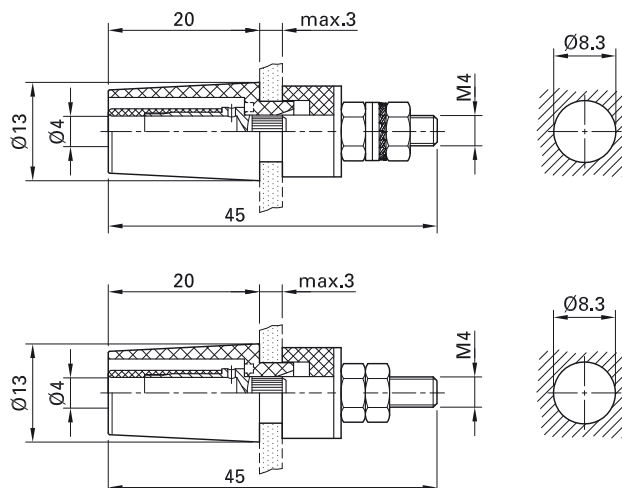
is surface-mounted in pre-drilled panels of plastic, metal, etc.



Connection: Threaded bolt M4.

SAB4-G



SAB4-G/N-X



Order No.	Type	Rated voltage/current		*Standard colors										
23.3050-*	SAB4-G	1000 V, CAT II/32 A	Au c  US	<table border="1"> <tr> <td>20</td><td>21</td><td>22</td><td>23</td><td>24</td> </tr> <tr> <td>25</td><td>26</td><td>27</td><td>28</td><td>29</td> </tr> </table>	20	21	22	23	24	25	26	27	28	29
20	21	22	23	24										
25	26	27	28	29										
49.7042-*	SAB4-G/N-X	1000 V, CAT II/32 A	Ni c  US	<table border="1"> <tr> <td>20</td><td>21</td><td>22</td><td>23</td><td>24</td> </tr> <tr> <td>25</td><td>26</td><td>27</td><td>28</td><td>29</td> </tr> </table>	20	21	22	23	24	25	26	27	28	29
20	21	22	23	24										
25	26	27	28	29										

Supplied assembly material

22.6509	MU0,8D/M4	2 hexagon nuts suitable for	SLB4-G	Page 118
22.6539	MU0,8D/M4N	2 hexagon nuts suitable for	SLB4-G/N-X	Page 118
22.6511	U/M4	2 washers suitable for	SLB4-G	Page 119
22.6516	U/4,3x12	Washer suitable for	SLB4-G; SLB4-G/N-X	Page 119
22.6533	FS/M4	Spring washer suitable for	SLB4-G	Page 120



Tube spanner SS2, page 122



Assembly instructions MA153

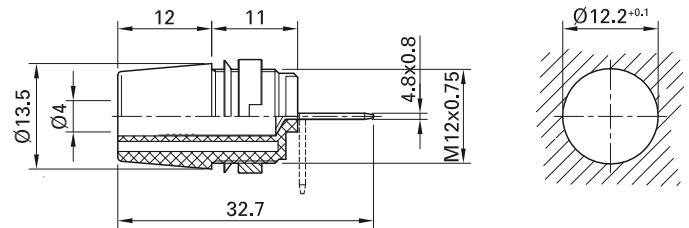
www.staubli.com/electrical


Mounting socket SAB4-F/A

Insulated, rigid, Ø 4 mm, accepting spring-loaded Ø 4 mm plugs with rigid insulating sleeve. Machined brass. The socket

is surface-mounted in pre-drilled panels of plastic, metal, etc.

Connection: Flat connecting tab 4.8 mm × 0.8 mm, can be bent to 90°, once only.



Order No.	Type	Rated voltage/current		*Standard colors
23.3110-*	SAB4-F/A	1000 V, CAT II/20 A	Ni c  US	<div>20 21 22 23 24</div> <div>25</div>

Supplied assembly material

23.5116	MUR-S/M12x0,75	Round nut	Page 119
23.5108	SSP4	Washer	Page 119



Optional colors 26

Further information, page 6



Flat connecting receptacle FSH4,8x0,8: page 121

Tube spanners SS2, SS425, page 122



Assembly instructions MA152

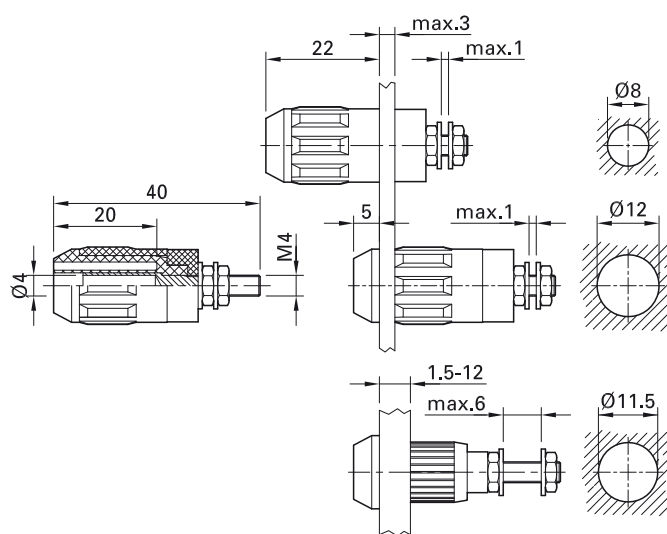
www.staubli.com/electrical

Universal socket XUB-G

Insulated, rigid, Ø 4 mm, accepting spring-loaded Ø 4 mm plugs with rigid insulating sleeve. Machined brass. The socket is surface-mounted, assembled flush, or

pressed into pre-drilled panels of plastic, metal, etc.

Connection: Threaded bolt M4.



Order No.	Type	Rated voltage/current		*Standard colors										
66.9684-*	XUB-G	600 V ¹⁾ , CAT II/20 A 1000 V ²⁾ , CAT II/20 A	Ni c US	<table border="1"> <tr> <td>20</td> <td>21</td> <td>22</td> <td>23</td> <td>24</td> </tr> <tr> <td>25</td> <td>27</td> <td>29</td> <td></td> <td></td> </tr> </table>	20	21	22	23	24	25	27	29		
20	21	22	23	24										
25	27	29												

¹⁾ Surface-mounted

²⁾ Assembled flush or pressed in



Optional colors 26 28

Further information, page 6



Press-in tool MB4-S, page 123



Assembly instructions MAH507

www.staubli.com/electrical

Press-in sockets SEB4-F-...

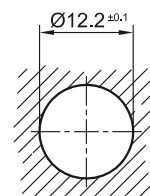
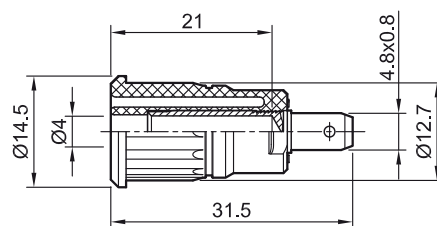
Insulated, rigid, Ø 4 mm, accepting spring-loaded Ø 4 mm plugs with rigid insulating sleeve. Machined brass. Insulating

material UL94 V-0. The socket is pressed into pre-drilled panels of plastic, metal, etc.

Connection: Flat connecting tab.

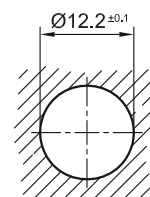
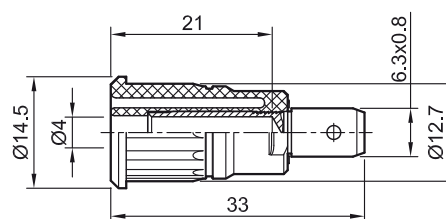
SEB4-F









SEB4-F/N



SEB4-F6,3

SEB4-F6,3/N



Order No.	Type	Rated voltage/current	Connection		*Standard colors										
23.3120-*	SEB4-F	1000 V, CAT III/24 A 600 V, CAT IV/24 A	Flat connecting tab 4.8 mm × 0.8 mm	 c  US	<table><tr><td>20</td><td>21</td><td>22</td><td>23</td><td>24</td></tr><tr><td>25</td><td>26</td><td>27</td><td>28</td><td>29</td></tr></table>	20	21	22	23	24	25	26	27	28	29
20	21	22	23	24											
25	26	27	28	29											
49.7079-*	SEB4-F/N	1000 V, CAT III/24 A 600 V, CAT IV/24 A	Flat connecting tab 4.8 mm × 0.8 mm	 c  US	<table><tr><td>20</td><td>21</td><td>22</td><td>23</td><td>24</td></tr><tr><td>25</td><td>26</td><td>27</td><td>28</td><td>29</td></tr></table>	20	21	22	23	24	25	26	27	28	29
20	21	22	23	24											
25	26	27	28	29											
23.3150-*	SEB4-F6,3	1000 V, CAT III/32 A 600 V, CAT IV/32 A	Flat connecting tab 6.3 mm × 0.8 mm	 c  US	<table><tr><td>20</td><td>21</td><td>22</td><td>23</td><td>24</td></tr><tr><td>25</td><td>26</td><td>27</td><td>28</td><td>29</td></tr></table>	20	21	22	23	24	25	26	27	28	29
20	21	22	23	24											
25	26	27	28	29											
49.7073-*	SEB4-F6,3/N	1000 V, CAT III/32 A 600 V, CAT IV/32 A	Flat connecting tab 6.3 mm × 0.8 mm	 c  US	<table><tr><td>20</td><td>21</td><td>22</td><td>23</td><td>24</td></tr><tr><td>25</td><td>26</td><td>27</td><td>28</td><td>29</td></tr></table>	20	21	22	23	24	25	26	27	28	29
20	21	22	23	24											
25	26	27	28	29											



Optional colors 30

Further information, page 6



Press-in tool MB4-S, page 123

Flat connecting receptacles FSH4,8x0,8, page 121



Assembly instructions MA104

www.staubli.com/electrical

Press-in sockets SEB4-...

Insulated, rigid, Ø 4 mm, accepting spring-loaded Ø 4 mm plugs with rigid insulating sleeve. Machined brass. The socket

is pressed into pre-drilled panels of plastic, metal, etc.

Connection: Solder connection.

SEB4-R



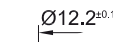
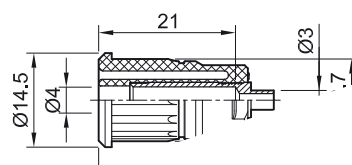
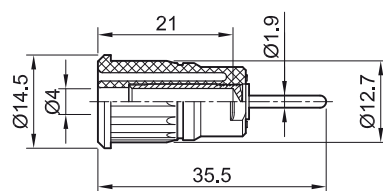
SEB4-R/N







SEB4-E/A



SEB4-E



Order No.	Type	Rated voltage/current	Connection		*Standard colors
23.3130-*	SEB4-R	1000 V, CAT III/24 A 600 V, CAT IV/24 A	Round connecting pin Ø 1.9 mm	<div>Au</div> <div>c</div> <div></div> <div>US</div>	<div><div>20</div><div>21</div><div>22</div><div>23</div><div>24</div></div> <div><div>25</div><div>26</div><div>27</div><div>28</div><div>29</div></div>
49.7080-*	SEB4-R/N	1000 V, CAT III/24 A 600 V, CAT IV/24 A	Round connecting pin Ø 1.9 mm	<div>Ni</div> <div>c</div> <div></div> <div>US</div>	<div><div>20</div><div>21</div><div>22</div><div>23</div><div>24</div></div> <div><div>25</div><div>26</div><div>27</div><div>28</div><div>29</div></div>
66.7092-*	SEB4-E/A	1000 V, CAT III/24 A 600 V, CAT IV/24 A	Solder connection	<div>Au</div> <div>c</div> <div></div> <div>US</div>	<div><div>20</div><div>21</div><div>22</div><div>23</div><div>24</div></div> <div><div>25</div><div>26</div><div>27</div><div>28</div><div>29</div></div>
49.7091-*	SEB4-E	1000 V, CAT III/24 A 600 V, CAT IV/24 A	Solder connection	<div>Ni</div> <div>c</div> <div></div> <div>US</div>	<div><div>20</div><div>21</div><div>22</div><div>23</div><div>24</div></div> <div><div>25</div><div>26</div><div>27</div><div>28</div><div>29</div></div>



Optional colors

30

Further information, page 6



Press-in tool MB4-S, page 123



Assembly instructions MA104

www.staubli.com/electrical

Press-in sockets SEB4-...

Insulated, rigid, Ø 4 mm, accepting spring-loaded Ø 4 mm plugs with rigid insulating sleeve. Machined brass. The socket

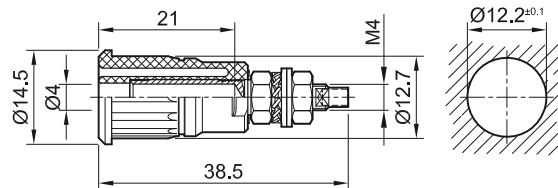
is pressed into pre-drilled panels of plastic, metal, etc.

Connection: Threaded bolt M4 and soldering hole.

SEB4-G



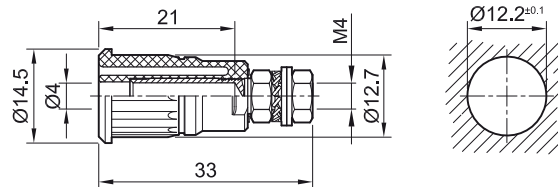
SEB4-G/N-X







SEB4-GK



SEB4-GK/N



Order No.	Type	Rated voltage/current	Connection		*Standard colors
23.3140-*	SEB4-G	1000 V, CAT III/32 A 600 V, CAT IV/32 A	Threaded bolt M4 and soldering hole	<div>Au</div> <div>c</div> <div></div> <div>US</div>	<div><div>20</div><div>21</div><div>22</div><div>23</div><div>24</div></div> <div><div>25</div><div>26</div><div>27</div><div>28</div><div>29</div></div>
49.7092-*	SEB4-G/N-X	1000 V, CAT III/32 A 600 V, CAT IV/32 A	Threaded bolt M4 and soldering hole	<div>Ni</div> <div>c</div> <div></div> <div>US</div>	<div><div>20</div><div>21</div><div>22</div><div>23</div><div>24</div></div> <div><div>25</div><div>26</div><div>27</div><div>28</div><div>29</div></div>
66.3140-*	SEB4-GK	1000 V, CAT III/32 A 600 V, CAT IV/32 A	Threaded bolt M4	<div>Au</div> <div>c</div> <div></div> <div>US</div>	<div><div>20</div><div>21</div><div>22</div><div>23</div><div>24</div></div> <div><div>25</div><div>26</div><div>27</div><div>28</div><div>29</div></div>
66.7049-*	SEB4-GK/N	1000 V, CAT III/32 A 600 V, CAT IV/32 A	Threaded bolt M4	<div>Ni</div> <div>c</div> <div></div> <div>US</div>	<div><div>20</div><div>21</div><div>22</div><div>23</div><div>24</div></div> <div><div>25</div><div>26</div><div>27</div><div>28</div><div>29</div></div>

Supplied assembly material

22.6509	MU0,8D/M4	2 hexagon nuts suitable for	SEB4-G; SEB4-GK	Page 118
22.6539	MU0,8D/M4N	2 hexagon nuts suitable for	SEB4-G/N-X; SEB4-GK/N	Page 118
22.6511	U/M4	2 washers suitable for	SEB4-G; SEB4-GK	Page 119
22.6533	FS/M4	Spring washer suitable for	SEB4-G; SEB4-GK	Page 120



Assembly instructions MA104

www.staubli.com/electrical



Optional colors 30

Further information, page 6



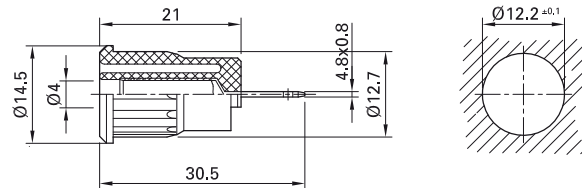
Press-in tool MB4-S, page 123

Press-in socket SEB4-F/A

Insulated, rigid, Ø 4 mm, accepting spring-loaded Ø 4 mm plugs with rigid insulating sleeve. Machined brass. The socket

is pressed into pre-drilled panels of plastic, metal, etc.

Connection: Flat connecting tab 4.8 mm × 0.8 mm, can be bent to 90°, once only.



Order No.	Type	Rated voltage/current		*Standard colors										
23.3160-*	SEB4-F/A	1000 V, CAT III/24 A 600 V, CAT IV/24 A	Ni c US	<table border="1"> <tr> <td>20</td><td>21</td><td>22</td><td>23</td><td>24</td> </tr> <tr> <td>25</td><td>27</td><td>28</td><td>29</td><td></td> </tr> </table>	20	21	22	23	24	25	27	28	29	
20	21	22	23	24										
25	27	28	29											



Assembly instructions MA104

www.staubli.com/electrical



Flat connecting receptacle FSH4,8x0,8: page 121

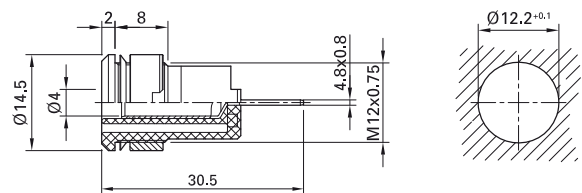
Press-in tool MB4-S, page 123

Panel-mount socket SLB4-F/A

Insulated, rigid, Ø 4 mm, accepting spring-loaded Ø 4 mm plugs with rigid insulating sleeve. Machined brass. The socket

is screwed into pre-drilled panels of plastic, metal, etc.

Connection: Flat connecting tab 4.8 mm × 0.8 mm, can be bent to 90°, once only.



Order No.	Type	Rated voltage/current		*Standard colors										
23.3070-*	SLB4-F/A	1000 V, CAT III/24 A 600 V, CAT IV/24 A	Ni c US	<table border="1"> <tr> <td>20</td><td>21</td><td>22</td><td>23</td><td>24</td> </tr> <tr> <td>25</td><td>26</td><td>27</td><td>28</td><td>29</td> </tr> </table>	20	21	22	23	24	25	26	27	28	29
20	21	22	23	24										
25	26	27	28	29										

Component parts

23.3030-*	BI-SLB4-F/A		
23.5120	MUR/M12x0,75	Round nut	Page 119
23.5108	SSP4	Washer	Page 119



Assembly instructions MA152

www.staubli.com/electrical



Flat connecting receptacle FSH4,8x0,8: page 121

Tube spanners SS2, SS425, page 122

Panel-mount sockets SLB4-F-...

Insulated, rigid, Ø 4 mm, accepting spring-loaded Ø 4 mm plugs with rigid insulating sleeve. Machined brass. Insulating

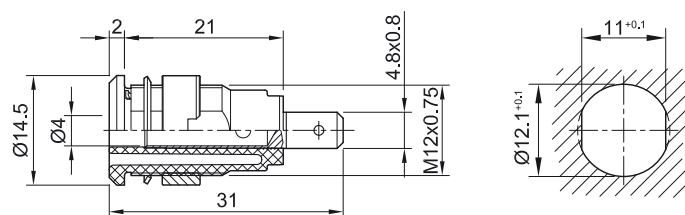
material UL94 V-0. The socket is screwed into pre-drilled panels of plastic, metal, etc.

Connection: Flat connecting tab.

SLB4-F



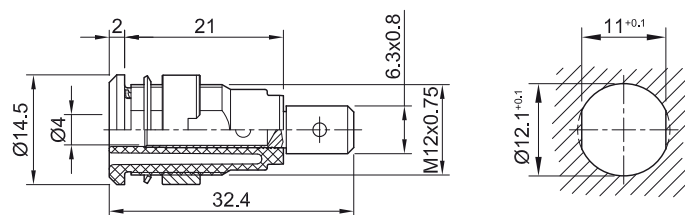
SLB4-F/N-X











SLB4-F6,3



SLB4-F6,3/N-X



Order No.	Type	Rated voltage/current	Connection		*Standard colors										
23.3000-*	SLB4-F	1000 V, CAT III/24 A 600 V, CAT IV/24 A	Flat connecting tab 4.8 mm × 0.8 mm	 c  US	<table><tr><td>20</td><td>21</td><td>22</td><td>23</td><td>24</td></tr><tr><td>25</td><td>26</td><td>27</td><td>28</td><td>29</td></tr></table>	20	21	22	23	24	25	26	27	28	29
20	21	22	23	24											
25	26	27	28	29											
49.7044-*	SLB4-F/N-X	1000 V, CAT III/24 A 600 V, CAT IV/24 A	Flat connecting tab 4.8 mm × 0.8 mm	 c  US	<table><tr><td>20</td><td>21</td><td>22</td><td>23</td><td>24</td></tr><tr><td>25</td><td>26</td><td>27</td><td>28</td><td>29</td></tr></table>	20	21	22	23	24	25	26	27	28	29
20	21	22	23	24											
25	26	27	28	29											
23.3060-*	SLB4-F6,3	1000 V, CAT III/32 A 600 V, CAT IV/32 A	Flat connecting tab 6.3 mm × 0.8 mm	 c  US	<table><tr><td>20</td><td>21</td><td>22</td><td>23</td><td>24</td></tr><tr><td>25</td><td>26</td><td>27</td><td>28</td><td>29</td></tr></table>	20	21	22	23	24	25	26	27	28	29
20	21	22	23	24											
25	26	27	28	29											
49.7046-*	SLB4-F6,3/N-X	1000 V, CAT III/32 A 600 V, CAT IV/32 A	Flat connecting tab 6.3 mm × 0.8 mm	 c  US	<table><tr><td>20</td><td>21</td><td>22</td><td>23</td><td>24</td></tr><tr><td>25</td><td>26</td><td>27</td><td>28</td><td>29</td></tr></table>	20	21	22	23	24	25	26	27	28	29
20	21	22	23	24											
25	26	27	28	29											

Component parts

23.6999-*	BI-SLB4-F	Socket SLB4-F without nut	
49.7031-*	BI-SLB4-F/N	Socket SLB4-F/N-X without nut	
23.7222-*	BI-SLB4-F6,3	Socket SLB4-F6,3 without nut	
23.3040-*	BI-SLB4-F6,3N	Socket SLB4-F6,3/N-X without nut	
23.5120	MUR/M12x0,75	Round nut suitable for SLB4-F; SLB4-F/N-X; SLB4-F6,3; SLB4-F6,3/N-X	Page 119
23.5108	SSP4	Washer suitable for SLB4-F; SLB4-F6,3	Page 119



Assembly instructions MA165

www.staubli.com/electrical



Flat connecting receptacles FSH4,8x0,8, page 121

Tube spanners SS2, SS425, page 122



Optional colors 30

Further information, page 6

Panel-mount sockets SLB4-...

Insulated, rigid, Ø 4 mm, accepting spring-loaded Ø 4 mm plugs with rigid insulating sleeve. Machined brass. Insulating

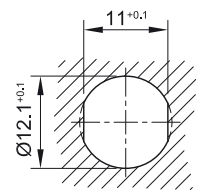
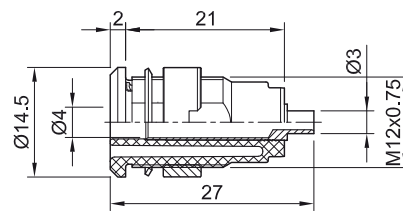
material UL94 V-0. The socket is screwed into pre-drilled panels of plastic, metal, etc.

Connection: Solder connection.

SLB4-E/A-X



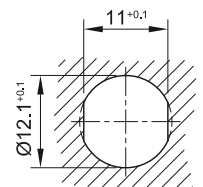
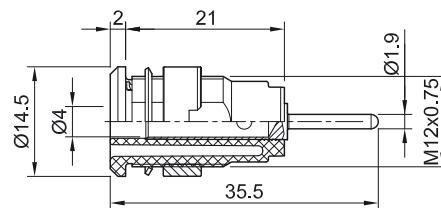
SLB4-E















SLB4-R



SLB4-R/N-X



Order No.	Type	Rated voltage/current	Connection		*Standard colors										
66.7050-*	SLB4-E/A-X	1000 V, CAT III/24 A 600 V, CAT IV/24 A	Solder connection	   US	<table><tr><td>20</td><td>21</td><td>22</td><td>23</td><td>24</td></tr><tr><td>25</td><td>26</td><td>27</td><td>28</td><td>29</td></tr></table>	20	21	22	23	24	25	26	27	28	29
20	21	22	23	24											
25	26	27	28	29											
49.7049-*	SLB4-E	1000 V, CAT III/24 A 600 V, CAT IV/24 A	Solder connection	   US	<table><tr><td>20</td><td>21</td><td>22</td><td>23</td><td>24</td></tr><tr><td>25</td><td>26</td><td>27</td><td>28</td><td>29</td></tr></table>	20	21	22	23	24	25	26	27	28	29
20	21	22	23	24											
25	26	27	28	29											
23.3010-*	SLB4-R	1000 V, CAT III/24 A 600 V, CAT IV/24 A	Round connecting pin Ø 1.9 mm	   US	<table><tr><td>20</td><td>21</td><td>22</td><td>23</td><td>24</td></tr><tr><td>25</td><td>26</td><td>27</td><td>28</td><td>29</td></tr></table>	20	21	22	23	24	25	26	27	28	29
20	21	22	23	24											
25	26	27	28	29											
49.7048-*	SLB4-R/N-X	1000 V, CAT III/24 A 600 V, CAT IV/24 A	Round connecting pin Ø 1.9 mm	   US	<table><tr><td>20</td><td>21</td><td>22</td><td>23</td><td>24</td></tr><tr><td>25</td><td>26</td><td>27</td><td>28</td><td>29</td></tr></table>	20	21	22	23	24	25	26	27	28	29
20	21	22	23	24											
25	26	27	28	29											

Component parts

66.7084-*	BI-SLB4-E/A-X	Socket SLB4-E/A-X without nut	
49.7083-*	BI-SLB4-E	Socket SLB4-E without nut	
23.7000-*	BI-SLB4-R	Socket SLB4-R without nut	
23.5049-*	BI-SLB4-R/N	Socket SLB4-R/N-X without nut	
23.5120	MUR/M12x0,75	Round nut suitable for SLB4-E; SLB4-R; SLB4-R/N-X	Page 119
23.5108	SSP4	Washer suitable for SLB4-R	Page 119



Assembly instructions MA165

www.staubli.com/electrical



Optional colors 30

Further information, page 6



Tube spanners SS2, SS425, page 122

Panel-mount sockets SLB4-G-...

Insulated, rigid, Ø 4 mm, accepting spring-loaded Ø 4 mm plugs with rigid insulating sleeve. Machined brass. Insulating

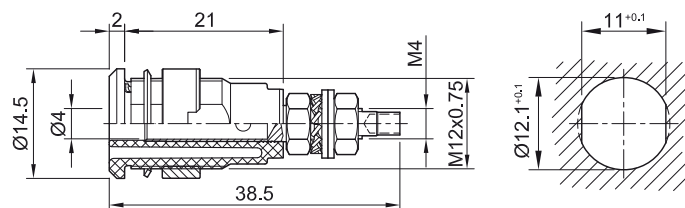
material UL94 V-0. The socket is screwed into pre-drilled panels of plastic, metal, etc.

Connection: Threaded bolt M4 and soldering hole

SLB4-G



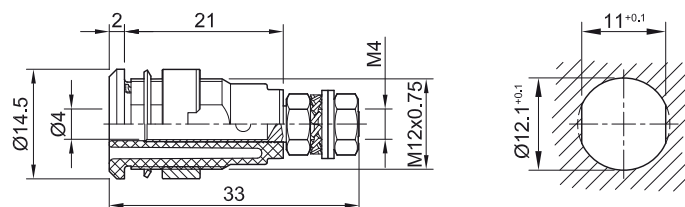
SLB4-G/N-X







SLB4-GK



SLB4-GK/N



Order No.	Type	Rated voltage/current	Connection		*Standard colors
23.3020-*	SLB4-G	1000 V, CAT III/32 A 600 V, CAT IV/32 A	Threaded bolt M4 and soldering hole	<div>Au</div> <div><div>c</div><div></div><div>US</div></div>	<div><div>20</div><div>21</div><div>22</div><div>23</div><div>24</div></div> <div><div>25</div><div>26</div><div>27</div><div>28</div><div>29</div></div>
49.7043-*	SLB4-G/N-X	1000 V, CAT III/32 A 600 V, CAT IV/32 A	Threaded bolt M4 and soldering hole	<div>Ni</div> <div><div>c</div><div></div><div>US</div></div>	<div><div>20</div><div>21</div><div>22</div><div>23</div><div>24</div></div> <div><div>25</div><div>26</div><div>27</div><div>28</div><div>29</div></div>
66.3020-*	SLB4-GK	1000 V, CAT III/32 A 600 V, CAT IV/32 A	Threaded bolt M4	<div>Au</div> <div><div>c</div><div></div><div>US</div></div>	<div><div>20</div><div>21</div><div>22</div><div>23</div><div>24</div></div> <div><div>25</div><div>26</div><div>27</div><div>28</div><div>29</div></div>
66.7043-*	SLB4-GK/N	1000 V, CAT III/32 A 600 V, CAT IV/32 A	Threaded bolt M4	<div>Ni</div> <div><div>c</div><div></div><div>US</div></div>	<div><div>20</div><div>21</div><div>22</div><div>23</div><div>24</div></div> <div><div>25</div><div>26</div><div>27</div><div>28</div><div>29</div></div>

Component parts

23.7111-*	BI-SLB4-G	Socket SLB4-G without nut	
49.7034-*	BI-SLB4-G/N	Socket SLB4-G/N-X without nut	
66.7111-*	BI-SLB4-GK	Socket SLB4-GK without nut	
66.7034-*	BI-SLB4-GK/N	Socket SLB4-GK/N without nut	
23.5120	MUR/M12x0,75	Round nut suitable for	SLB4-G; SLB4-G/N-X; SLB4-GK; SLB4-GK/N
23.5108	SSP4	Washer suitable for	SLB4-G; SLB4-GK
22.6509	MU0,8D/M4	2 hexagon nuts suitable for	SLB4-G; SLB4-GK
22.6539	MU0,8D/M4N	2 hexagon nuts suitable for	SLB4-G/N-X; SLB4-GK/N
22.6511	U/M4	2 Washers suitable for	SLB4-G; SLB4-GK
22.6533	FS/M4	Spring washer suitable for	SLB4-G; SLB4-GK



Assembly instructions MA165

www.staubli.com/electrical



Optional colors 30

Further information, page 6



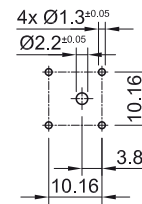
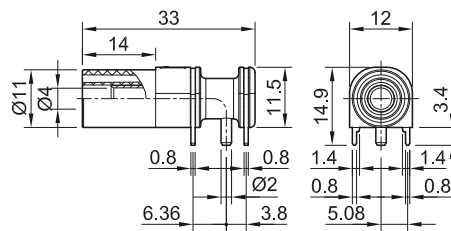
Tube spanners SS2, SS425, page 122


Angled socket XELW-4

For mounting on vertical printed circuit boards, touch-protected according to IEC/EN 61010-1. The socket is directly soldered onto printed circuit boards. The right-angled configuration minimizes the force transmit-

ted to the printed circuit board through the plugged-in test lead. Right-angled Ø 4 mm rigid socket accepting spring-loaded Ø 4 mm plugs with rigid insulating sleeve. Machined brass.

Connection: Ø 2 mm round pin and contacts for mounting on printed circuit boards.



Order No.	Type	Rated voltage/current		*Standard colors
66.9040-*	XELW-4	1000 V, CAT III/24 A 600 V, CAT IV/24 A	Au c  US	21 22 23



Assembly instructions MAH561

www.staubli.com/electrical



Optional colors 24 25

Further information, page 6

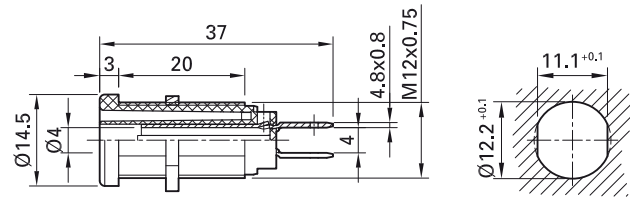
Panel-mount socket XEB-1R


Insulated, rigid, Ø 4 mm, accepting spring-loaded Ø 4 mm plugs with rigid insulating sleeve. Machined brass. The socket consists of two insulated, semi-circular

contacts, which are connected to each other when a plug is inserted (switch function). The socket is screwed into pre-drilled panels of plastic, metal, etc.

Connection: 2 × Flat connecting tab 4.8 mm × 0.8 mm

XEB-1R



Order No.	Type	Rated voltage/current	Connection		*Standard colors
66.9131-*	XEB-1R	1000 V, CAT IV/20 A	2 × Flat connecting tab 4.8 mm × 0.8 mm	<div><div>Ni</div><div>c</div><div></div><div>US</div></div>	<div><div>20</div><div>21</div><div>22</div><div>23</div><div>24</div></div> <div><div>25</div><div>26</div><div>29</div></div>

Supplied assembly material

66.9679	GEW.12-MUTTER	Hexagon nut	Page 118
---------	---------------	-------------	----------



Flat connecting receptacle FSH4,8x0,8: page 121

Tube spanners SS2, page 122



Assembly instructions MAH506

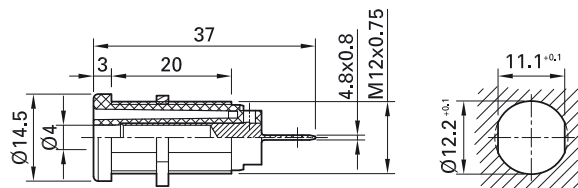
www.staubli.com/electrical

Panel-mount socket XEF-1R

Insulated, rigid, Ø 4 mm, accepting spring-loaded Ø 4 mm plugs with rigid insulating sleeve. Machined brass. The sockets

are screwed into pre-drilled panels of plastic, metal, etc.

XEF-1R



Order No.	Type	Rated voltage/current	Connection		*Standard colors
66.9665-*	XEF-1R	1000 V, CAT IV/24 A	Flat connecting tab 4.8 mm × 0.8 mm	<div><div>Ni</div><div>c</div><div></div><div>us</div></div>	<div><div>20</div><div>21</div><div>22</div><div>23</div><div>24</div></div> <div><div>25</div><div>26</div><div></div><div></div><div></div></div>

Supplied assembly material

66.9679	GEW.12-MUTTER	Hexagon nut	Page 118
---------	---------------	-------------	----------



Assembly instructions MAH506

www.staubli.com/electrical



Tube spanners SS2, SS425, page 122

Connecting plugs

Connecting plugs KS4-1...

Insulated, Ø 4 mm, made of brass. Equipped with spring-loaded MULTILAM to ensure vibration-proof contacts – ideal use is in the automotive field for test drives and service-

ing. Ø 4 mm rigid socket in insulator accepting spring-loaded Ø 4 mm plugs with rigid insulating sleeve.

KS4-11L/1A/N



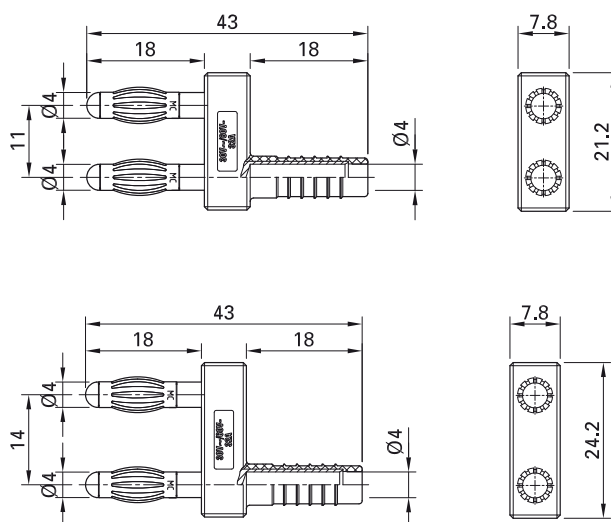
KS4-11L/1A/A



KS4-14LA/N



KS4-14LA/A



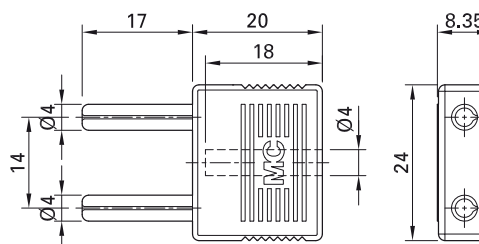
Order No.	Type	Rated voltage/current	Plug spacing		Standard colors
64.9302-21	KS4-11L/1A/N	AC 30 V/32 A DC 60 V/32 A	11 mm	Ni	21
64.9301-21	KS4-11L/1A/A	AC 30 V/32 A DC 60 V/32 A	11 mm	Au	21
20.1010-21	KS4-14LA/N	AC 30 V/32 A DC 60 V/32 A	14 mm	Ni	21
20.1020-21	KS4-14LA/A	AC 30 V/32 A DC 60 V/32 A	14 mm	Au	21

Connecting plugs KS4-1...

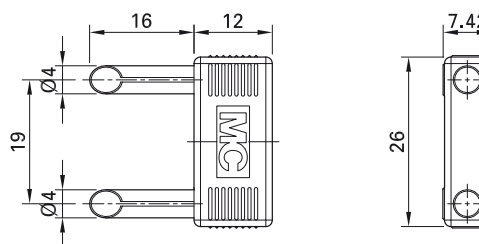
Insulated Ø 4 mm. Hollow plug, made from a single piece of hard-drawn copper alloy.

Type KS4-14 with Ø 4 mm rigid socket in insulator for tap connection at rear.

KS4-14



KS4-19



Order No.	Type	Rated voltage/current	Plug spacing		Standard colors
24.0004-28	KS4-14	AC 30 V/24 A DC 60 V/24 A	14 mm	Au	28
24.0002-21	KS4-19	AC 30 V/24 A DC 60 V/24 A	19 mm	Au	21



User information **i097**

www.staubli.com/electrical

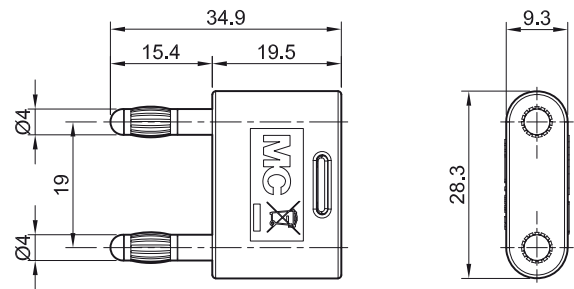
Connecting plugs

Connecting plugs K...4N-19

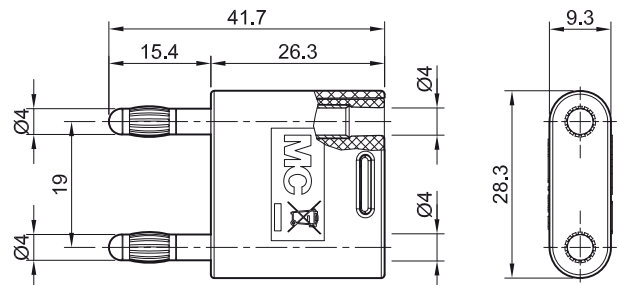
Insulated, Ø 4 mm, made of brass. Plugs with spring-loaded MULTILAM contact technology. With insulated grip. At rear with-

hout or with two in-line Ø 4 mm rigid sockets accepting spring-loaded Ø 4 mm plugs.

KS-4N-19



KS2-4N-19



Order No.	Type	Rated voltage/current	Plug spacing		*Standard colors
64.4012-*	KS-4N-19	AC 30 V/32 A DC 60 V/32 A	19 mm	<div>Ni</div>	<div><div>20</div><div>21</div><div>22</div><div>23</div><div>24</div><div>25</div><div>26</div><div>27</div><div>28</div><div>29</div><div>30</div></div>
64.4010-*	KS2-4N-19	AC 30 V/32 A DC 60 V/32 A	19 mm	<div>Ni</div>	<div><div>20</div><div>21</div><div>22</div><div>23</div><div>24</div><div>25</div><div>26</div><div>27</div><div>28</div><div>29</div><div>30</div></div>



User information **i099**

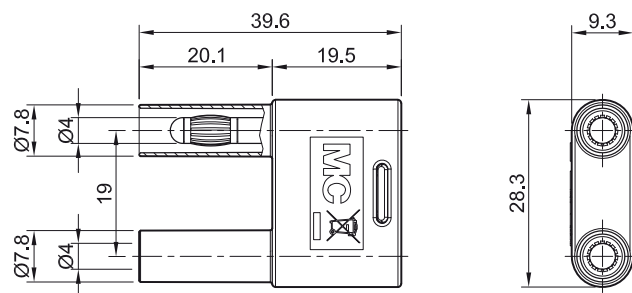
www.staubli.com/electrical

Connecting plugs SK...4N-19

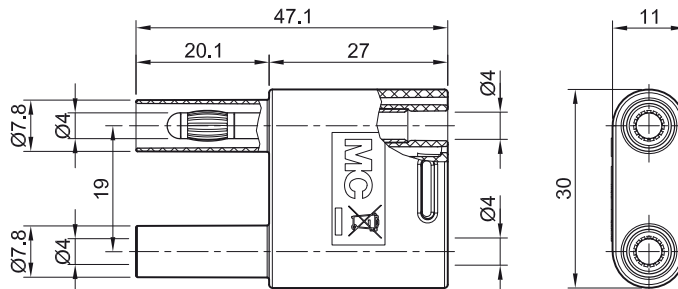
Insulated, Ø 4 mm, made of brass. Plugs with spring-loaded MULTILAM contact technology and rigid insulating sleeves. With insulated grip. At rear without or with in-line

Ø 4 mm rigid sockets accepting spring-loaded Ø 4 mm plugs with rigid insulating sleeve.

SKS-4N-19



SKS2-4N-19



Order No.	Type	Rated voltage/current	Plug spacing		*Standard colors
66.4012-*	SKS-4N-19	1000 V, CAT II/32 A	19 mm	Ni CE UK CA c UL US	<div>20 21 22 23 24</div> <div>25 26 27 28 29</div> <div>30</div>
66.4010-*	SKS2-4N-19	1000 V, CAT II/32 A	19 mm	Ni CE UK CA c UL US	<div>20 21 22 23 24</div> <div>25 26 27 28 29</div> <div>30</div>

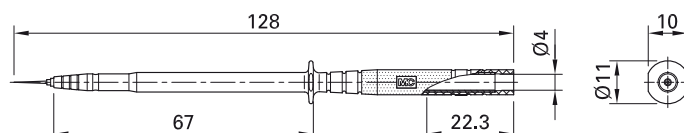
Test probes

Test probe SPP4-S/F

Spring-loaded stainless steel needle which reacts resiliently under light pressure. Specially suited for sensitive printed circuits.

Test probe with handle guard chamfered on both sides. Ø 4 mm rigid socket in handle accepting spring-loaded Ø 4 mm plugs with

rigid insulating sleeve. Supplied with protective cap.



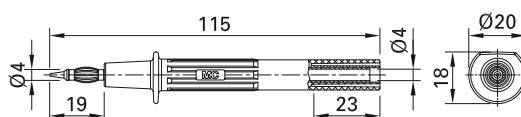
Order No.	Type	Rated voltage/current		*Standard colors
24.0238-*	SPP4-S/F	1000 V, CAT II/1 A	CE UK CA	21 22

Test probe PP-115/4

Ø 4 mm, with spring-loaded MULTILAM. Handle guard flattened on one side to prevent rolling. Also allows for close side-

by-side plugging of probes. Ø 4 mm rigid socket in insulator accepting spring-loaded Ø 4 mm plugs with rigid insulating sleeve.

Supplied with protective cap.



Order No.	Type	Rated voltage/current		*Standard colors
66.9112-*	PP-115/4	1000 V, CAT II/32 A	CE UK CA C UL US	21 22 23 24



Optional colors 25

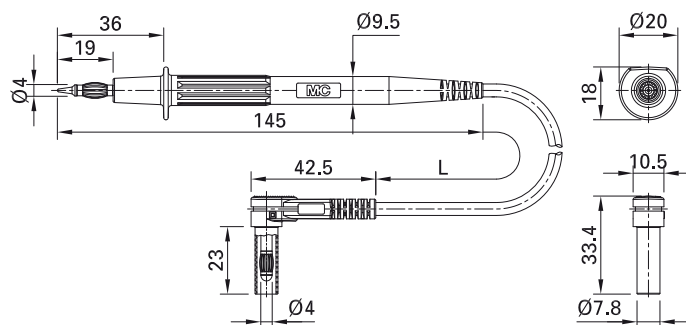
Further information, page 6

Test probes with measurement cable XP...-484

Highly flexible, with insulation in PVC or silicone. One end with Ø 4 mm test probe with spring-loaded MULTILAM, the other end

with right angled Ø 4 mm MULTILAM plug with rigid insulating sleeve. Supplied with protective cap.

XPF-484



Order No.	Type	Rated voltage/current	Lead		Lead lengths L [cm]	*Standard colors
66.9008-□*	XPF-484	1000 V, CAT II/20 A	PVC 1.0 mm ²	Ni CE UK CA C UL US	100 150	21 22 23
66.9007-□*	XPS-484	1000 V, CAT II/20 A	SIL 1.0 mm ²	Ni CE UK CA C UL US	100 150	21 22



Optional colors 23

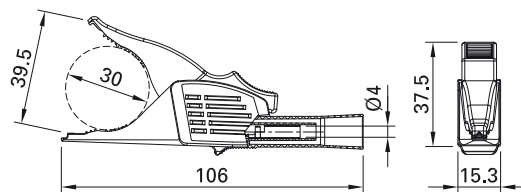
Optional lengths on demand

Further information, page 6



Pluggable accessory XDK-1033P,
see below

Accessories



Dolphin Clip made of brass with all-round insulation. Toothed jaws for wide grip with surface for fine wire.

Note:
Longer version especially designed to plug onto the Ø 4 mm probes of test leads

XPF-484 and XPS-484, see above.

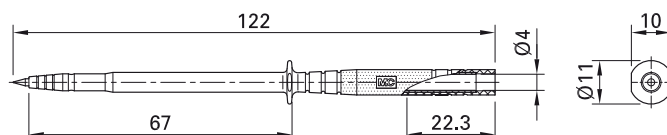
Order No.	Type	Rated voltage/current		*Standard colors
66.9521-*	XDK-1033P	1000 V, CAT II/19 A	Ni CE UK CA C UL US	21 22

Test probe SPP4-S

Test probe with tapered, stainless steel rigid needle and with handle guard chamfered on

both sides. Ø 4 mm rigid socket in handle accepting spring-loaded Ø 4 mm plugs with

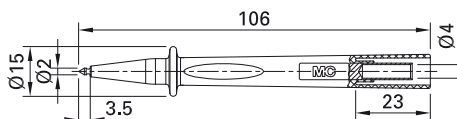
rigid insulating sleeve. Supplied with protective cap.



Order No.	Type	Rated voltage/current		*Standard colors
24.0235-*	SPP4-S	1000 V, CAT III/1 A	CE UK CA	21 22

Test probe BT400

Ø 2 mm stainless steel tip. Ø 4 mm rigid socket in insulator accepting spring-loaded Ø 4 mm plugs with rigid insulating sleeve.



Order No.	Type	Rated voltage/current		*Standard colors
66.9390-*	BT400	1000 V, CAT IV/1 A	CE UK CA C UL US	21 22 23



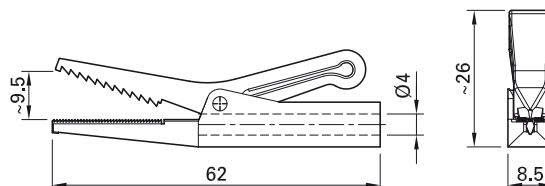
Optional colors 27 28

Further information, page 6

Clips

Test clip APK-4

Insulated, with Ø 4 mm rigid socket. Brass.
Sharp toothed, pointed jaws. The upper jaw is insulated.



Order No.	Type	Rated voltage/current		*Standard colors
64.9209-*	APK-4	AC 30 V/10 A DC 60 V/10 A	Ni	21 22 23 24 25 26



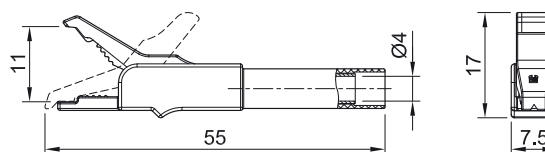
User information i093

www.staubli.com/electrical

Crocodile clip SAGK4-K

Small, slim, made of brass with all-round insulation. Toothed jaws for wide grip with surface for fine wire. Ø 4 mm rigid socket in

insulator accepting spring-loaded Ø 4 mm plugs with rigid insulating sleeve.

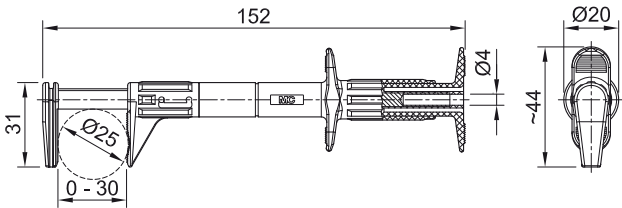


Order No.	Type	Rated voltage/current		*Standard colors
24.0157-*	SAGK4-K	300 V, CAT II/15 A	Ni CE UK CA	21 22 23

Flat test clip GRIP-F

For making quick, secure contact during voltage measurements. With adjustable stop. Ø 4 mm rigid socket in handle accepting

spring-loaded Ø 4 mm plugs with rigid insulating sleeve.



Order No.	Type	Rated voltage/current		*Standard colors
66.9829-*	GRIP-F	600 V, CAT III/5 A	Ni CE UK CA C UL US	21 22 23 24 25 26



Optional colors 20

Further information, page 6

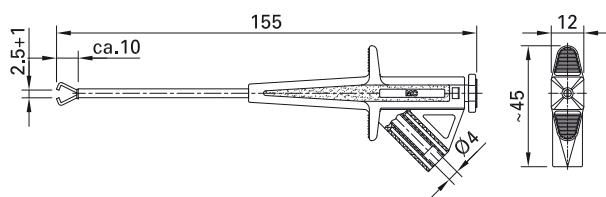
Test clips SKPS-4

With flexible shaft and spring wire grabber (stainless steel) for a good contact to pins and wires in inaccessible places. Especially

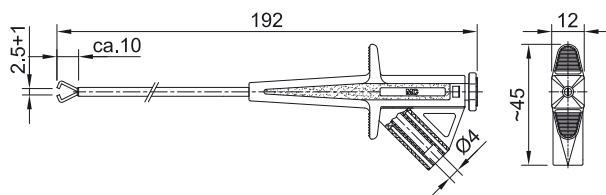
suitable for measuring voltages. The shaft is silicone insulated and guarantees good heat resistance and flexibility even at low

temperatures. Ø 4 mm rigid socket in handle accepting spring-loaded Ø 4 mm plugs with rigid insulating sleeve.

SKPS-4



SKPS-4_100



Order No.	Type	Rated voltage/current		*Standard colors
24.0224-*	SKPS-4	1000 V, CAT II/4 A	CE UK CA c UL US	21 22 23 24 25
24.0227-*	SKPS-4_100	1000 V, CAT II/4 A	CE UK CA c UL US	21 22 23 24 25



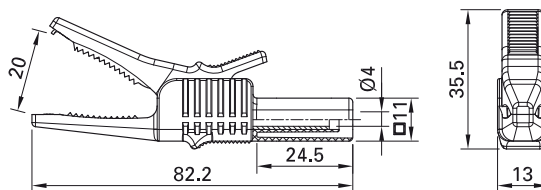
Optional colors [26](#)

Further information, page 6

Crocodile clip XKK-1001

Made of brass with all-round insulation. Toothed jaws for wide grip with surface for fine wire. Ø 4 mm rigid socket in insulator

accepting spring-loaded Ø 4 mm plugs with rigid insulating sleeve.

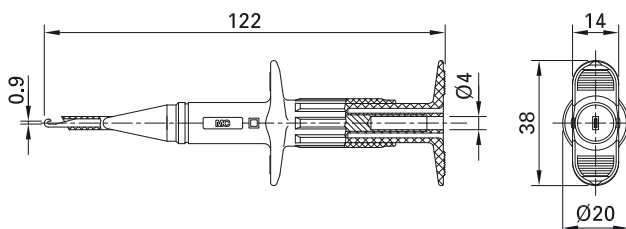





Order No.	Type	Rated voltage/current		*Standard colors										
66.9755-*	XKK-1001	1000 V, CAT II/32 A	Ni CE UK CA C UL US	<table border="1"> <tr> <td>20</td><td>21</td><td>22</td><td>23</td><td>24</td></tr> <tr> <td>25</td><td>26</td><td>27</td><td>28</td><td>29</td></tr> </table>	20	21	22	23	24	25	26	27	28	29
20	21	22	23	24										
25	26	27	28	29										

Test clip GRIP-A

With rigid hook clip made of steel for hooking onto wires. Ø 4 mm rigid socket in han-

dle accepting spring-loaded Ø 4 mm plugs with rigid insulating sleeve.



Order No.	Type	Rated voltage/current		*Standard colors
66.9116-*	GRIP-A	1000 V, CAT III/3 A	  	<div><div>21</div><div>22</div><div>23</div></div>



Optional colors 24 25 26

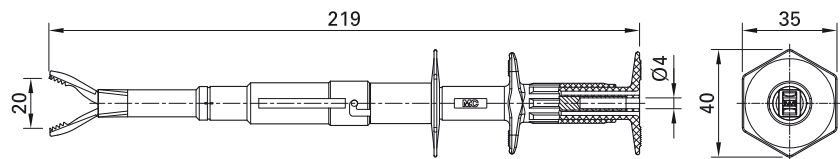
Further information, page 6

Test clip GRIP-DI

With steel jaws especially for connections to ground rails and thick cables. For increased safety when making contacts, the jaws are insulated on the outside. Ø 4 mm rigid socket in handle accepting spring-loaded

Ø 4 mm plugs with rigid insulating sleeve. Transparent fuse holder sleeve to accept a high-rating fuse 10 mm x 38 mm.

The fuse is not supplied.



Order No.	Type	Rated voltage/current		*Standard colors
66.9266-*	GRIP-DI	1000 V, CAT III/max. 16 A ¹⁾	Ni CE UK CA c UL US ²⁾	21 22

¹⁾ Depends on the fuse used.

²⁾ Only if used with UL approved fuses



Optional colors 23 24 25 26

Further information, page 6



High breaking capacity fuse, page 124



User information **i068**

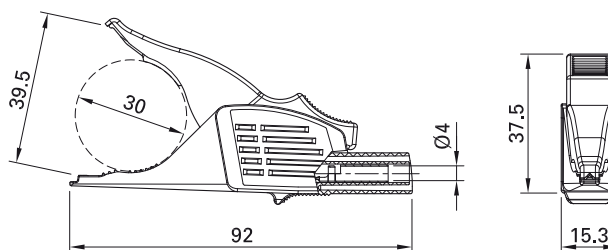
www.staubli.com/electrical

Dolphin clip XDK-1033/I-2

With all-round insulation. The upper jaw is non-conductive to prevent accidental short-circuits on contact with the mouth open. This development of our established

dolphin clip features a soft TPE inlay in the top jaw, facilitating an especially strong adhesion grip.

The insulation in this version also allows it to be used in the measurement category CAT IV.



Order No.	Type	Rated voltage/current		*Standard colors										
66.9561-*	XDK-1033/I-2	1000 V, CAT III/19 A 600 V, CAT IV/19 A	Ni CE UK CA C UL US	<table border="1"> <tr> <td>20</td><td>21</td><td>22</td><td>23</td><td>24</td> </tr> <tr> <td>25</td><td>26</td><td>27</td><td>28</td><td>29</td> </tr> </table>	20	21	22	23	24	25	26	27	28	29
20	21	22	23	24										
25	26	27	28	29										



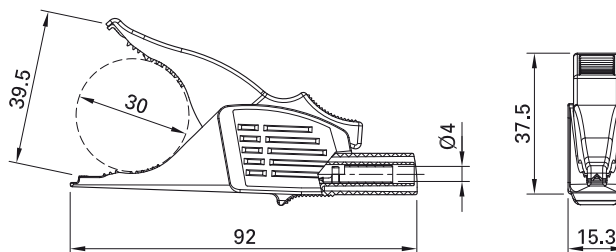
Optional colors ²⁸

Further information, page 6

Dolphin clip XDK-1033

Made of brass with all-round insulation. Toothed jaws for wide grip with surface for fine wire. Ø 4 mm rigid socket in insulator

accepting spring-loaded Ø 4 mm plugs with rigid insulating sleeve.



Order No.	Type	Rated voltage/current		*Standard colors										
66.9575-*	XDK-1033	1000 V, CAT III/32 A	Ni CE UK CA C UL US	<table border="1"> <tr> <td>20</td><td>21</td><td>22</td><td>23</td><td>24</td> </tr> <tr> <td>25</td><td>26</td><td>27</td><td>28</td><td>29</td> </tr> </table>	20	21	22	23	24	25	26	27	28	29
20	21	22	23	24										
25	26	27	28	29										



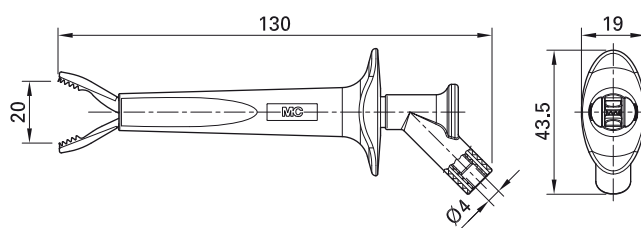
Optional colors ²⁸

Further information, page 6

Test clip AB200

With steel jaws especially for connections to ground rails and thick cables. For increased safety when making contacts, the jaws

are insulated on the outside. Ø 4 mm rigid socket in handle accepting spring-loaded Ø 4 mm plugs with rigid insulating sleeve.



Order No.	Type	Rated voltage/current		*Standard colors
66.9474-*	AB200	1000 V, CAT IV/16 A	Ni CE UK CA C UL US	<div> <div>20</div> <div>21</div> <div>22</div> <div>23</div> <div>24</div> <div>25</div> <div>26</div> </div>



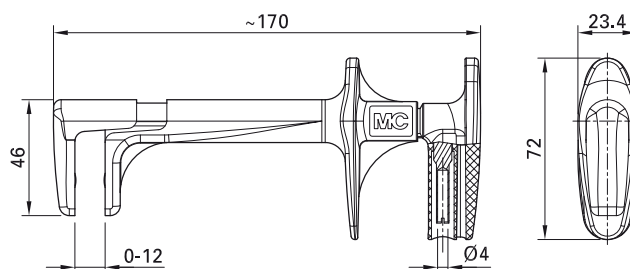
Optional colors 27 28 29

Further information, page 6

Flat test clip GRIP-FMA

For fast and safe contacting on busbars, for example for the synchronization for stand-by power units. Powerful contacting on the front and rear of the busbars by means of

our established MULTILAM. Ø 4 mm rigid socket in handle accepting spring-loaded Ø 4 mm plugs with rigid insulating sleeve.



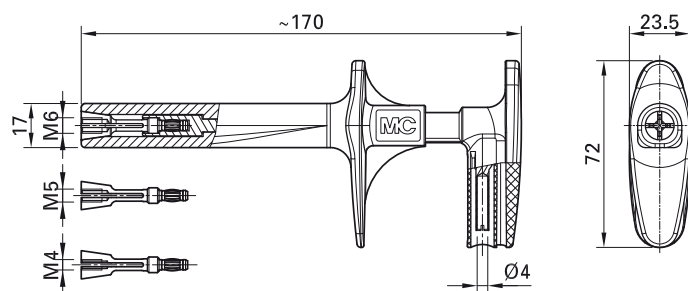
Order No.	Type	Rated voltage/current		Standard colors
66.9435-21	GRIP-FMA	1000 V, CAT IV/32 A	CE UK CA	<div> <div>21</div> </div>

Single-collet pliers GRIP-ESZ...

For fast and safe contacting to M4, M5, or M6 threaded bolts, for example on motor connections (contact depth 3 to 6 mm). Fixed Ø 4 mm socket in the pressure section, to fit spring-loaded Ø 4 mm plugs with

rigid insulating sleeve or as a lead outlet with in-line Ø 4 mm MULTILAM plug and rigid insulating sleeve. The current depends on the thread insert.

GRIP-ESZ...



Order No.	Type	Rated voltage/current	Plier insert	Thread	Lead lengths L [cm]		Standard colors
66.9446-21	GRIP-ESZ4	1000 V, CAT IV / 20 A	Z4	M4	–	CE UK CA	21
66.9447-21	GRIP-ESZ5	1000 V, CAT IV / 30 A	Z5	M5	–	CE UK CA	21
66.9448-21	GRIP-ESZ6	1000 V, CAT IV / 32 A	Z6	M6	–	CE UK CA	21



User information i112

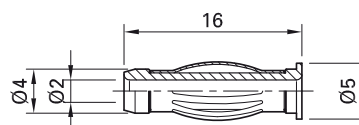
www.staubli.com/electrical

Adapters

Reducer adapter R4/2

Uninsulated, Ø 4 mm, made of brass, with spring-loaded MULTILAM. Ø 2 mm rigid socket in handle accepting spring-loaded

Ø 2 mm plugs with rigid insulating sleeve (pluggable on both sides).



Order No.	Type	Rated voltage/current		
24.0110	R4/2	AC 30 V/25 A DC 60 V/25 A	Au	



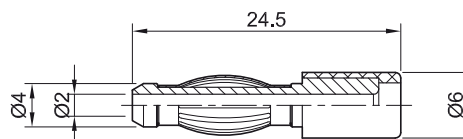
User information **i097**

www.staubli.com/electrical

Reducer adapter R4/2-A

Insulated, Ø 4 mm, made of brass, with spring-loaded MULTILAM. Ø 2 mm rigid

socket in insulator accepting spring-loaded Ø 2 mm plugs with rigid insulating sleeve.



Order No.	Type	Rated voltage/current		*Standard colors
24.0106-*	R4/2-A	AC 30 V/25 A DC 60 V/25 A	Au	21 22 23



Optional colors **24**

Further information, page 6



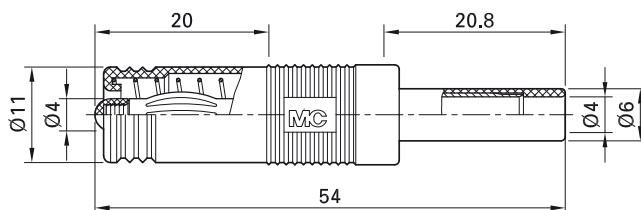
User information **i097**

www.staubli.com/electrical

Plug adapter A4/4-Z

Ø 4 mm plug, made of brass, with spring-loaded MULTILAM and retractable sleeve to prevent accidental contact.

Ø 4 mm rigid socket in insulator accepting spring-loaded Ø 4 mm plugs with rigid insulating sleeve.



Order No.	Type	Rated voltage/current		Standard colors
24.0116-22	A4/4-Z	AC 30 V/25 A DC 60 V/25 A	Ni	22



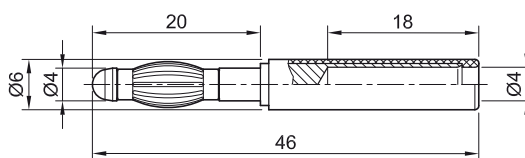
User information i097

www.staubli.com/electrical

Plug adapter LS410-I

Ø 4 mm, made of brass, with spring-loaded MULTILAM. Ø 4 mm rigid socket in insulator

accepting spring-loaded Ø 4 mm plugs with rigid insulating sleeve.



Order No.	Type	Rated voltage/current		*Standard colors
22.5163-*	LS410-I	AC 30 V/30 A DC 60 V/30 A	Ni	21 22



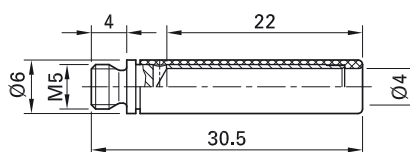
User information i098

www.staubli.com/electrical

Screw-in adapter B4-E-M5-I

Insulated screw-in adapter with M5 external thread for screw connection to threaded holes. Machined brass. Ø 4 mm rigid socket in insulator accepting spring-loaded

Ø 4 mm plugs with rigid insulating sleeve.
Socket with internal slot for screwdriver.



Order No.	Type	Rated voltage/current	Thread		*Standard colors
23.1034-*	B4-E-M5-I	AC 30 V/30 A DC 60 V/30 A	M5	Ni	21 22 23 24



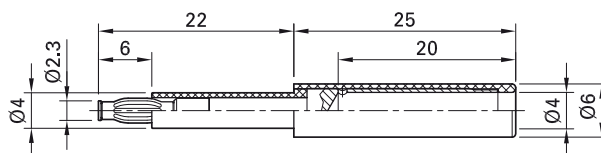
User information **i098**

www.staubli.com/electrical

Test plug PS2,3

Ø 2.3 mm plug, made of silver-plated brass with spring-loaded MULTILAM, suitable for installation terminals with threaded holes

M3. Ø 4 mm rigid socket in insulator accepting spring-loaded Ø 4 mm plugs with rigid insulating sleeve.



Order No.	Type	Rated voltage/current		*Standard colors
24.0100-*	PS2,3	AC 30 V/25 A DC 60 V/25 A	Ag	21 22



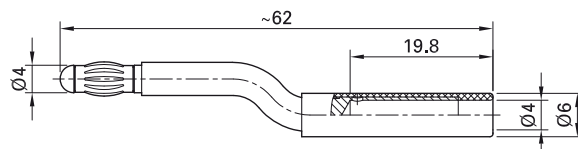
User information **i097**

www.staubli.com/electrical

Test plug A-SLK4-RG

Ø 4 mm, made of brass with spring-loaded MULTILAM for connecting into rail mounted terminals with Ø 4 mm sockets. Ø 4 mm rigid

id socket in insulator accepting spring-loaded Ø 4 mm plugs with rigid insulating sleeve.



Order No.	Type	Rated voltage/current		Standard colors
24.0164-21	A-SLK4-RG	AC 30 V/25 A DC 60 V/25 A	Ni	21



User information i097

www.staubli.com/electrical

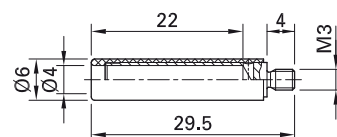
Screw-in adapters B4-E-M...

Insulated, with external thread for screw connection to threaded holes. Machined

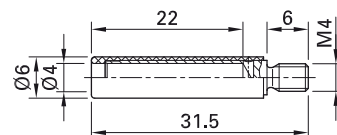
brass. Ø 4 mm rigid socket in insulator accepting spring-loaded Ø 4 mm plugs with

rigid insulating sleeve. Socket with internal slot for screwdriver.

B4-E-M3-I



B4-E-M4-I



Order No.	Type	Rated voltage/current	Thread		*Standard colors
23.1031-*	B4-E-M3-I	600 V, CAT II/32 A	M3	Ni	21 22 23 24
23.1033-*	B4-E-M4-I	600 V, CAT II/32 A	M4	Ni	21 22 23 24



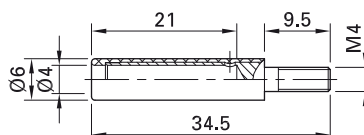
User information i119

www.staubli.com/electrical

Screw-in adapter LB4-G/ M4

Insulated, with external thread for screw connection to threaded holes. Machined brass. Ø 4 mm rigid socket in insulator accepting spring-loaded Ø 4 mm plugs with

rigid insulating sleeve.



Order No.	Type	Rated voltage/current	Thread		*Standard colors
23.0280-*	LB4-G/M4	600 V, CAT II/32 A	M4	Ni	21 22



User information **i119**

www.staubli.com/electrical



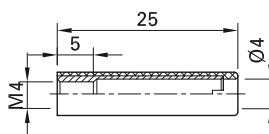
Optional colors 23 24

Further information, page 6

Screw-on adapter B4-E-IM4-I

Insulated, with M4 internal thread for screw connection to threaded bolts. Machined brass. Ø 4 mm rigid socket in insulator accepting spring-loaded Ø 4 mm plugs with

rigid insulating sleeve. Socket with slotted head for screwdriver.



Order No.	Type	Rated voltage/current		*Standard colors
23.1035-*	B4-E-IM4-I	600 V, CAT II/32 A	Ni	21 22 23 24



User information **i119**

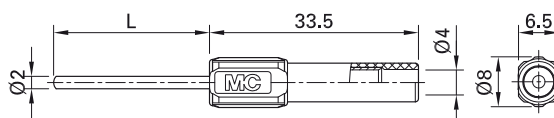
www.staubli.com/electrical

Round brass pin ZPS-20/25

Solid, especially suitable for the screw connection to electricity meter clips. Ø 4 mm rigid socket in insulator accepting spring-load-

ed Ø 4 mm plugs with rigid insulating sleeve. Available in different lengths L.

ZPS-20/25



Order No.	Type	Rated voltage/current	Length (L)		*Standard colors
66.9076-*	ZPS-20/25	600 V, CAT II/19 A	25 mm	Ni	<div>21 22 23 24 25</div> <div>26 27</div>



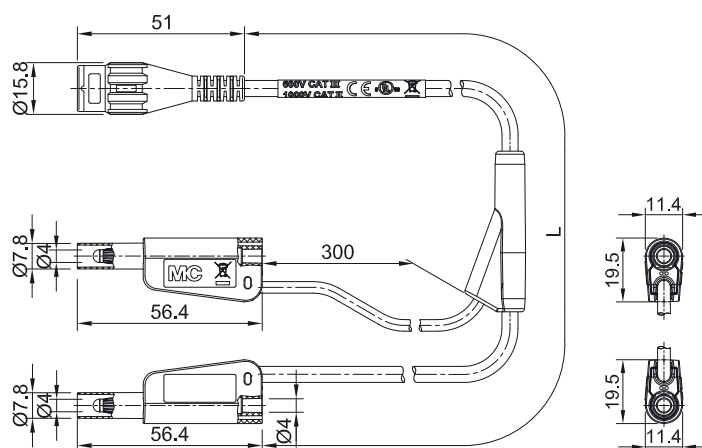
User information i004

www.staubli.com/electrical

Adapter leads XLAM-SLK-4N...

Highly flexible, fully shielded adapter leads.
One end with coaxial cable with touch-protected BNC male connector, other end with

in-line Ø 4 mm MULTILAM plugs with rigid insulating sleeve.



Order No.	Type	Rated voltage	Lead		Lead lengths L [cm]
66.1030-□	XLAM-SLK-4N-RG58	1000 V, CAT II 600 V, CAT III	PVC RG58	Au Ni CE UK CA UL	100 160
66.1031-□	XLAM-SLK-4N-SILI-SC05	1000 V, CAT II 600 V, CAT III	SIL SILI-SC 0,5/1,0	Au Ni CE UK CA UL	100 160



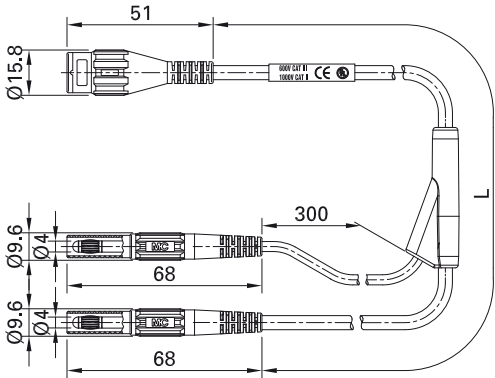
Optional lengths on demand

Further information, page 6

Adapter leads XLAM-414/SC...

Highly flexible, fully shielded adapter leads.
One end with coaxial cable with touch-protected BNC male connector, other end with

in-line Ø 4 mm MULTILAM plugs with rigid insulating sleeve.



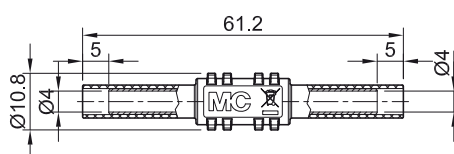
Order No.	Type	Rated voltage	Lead		Lead lengths L [cm]
67.9842- <input type="text"/>	XLAM-414/SC	1000 V, CAT II 600 V, CAT III	<input type="checkbox"/> PVC RG58	<input checked="" type="checkbox"/> Au <input checked="" type="checkbox"/> Ni <input checked="" type="checkbox"/> CE <input checked="" type="checkbox"/> UK <input checked="" type="checkbox"/> CA <input checked="" type="checkbox"/> UL	<input type="text"/> 100 <input type="text"/> 160
67.9867- <input type="text"/>	XLAM-414/SC/SIL	1000 V, CAT II 600 V, CAT III	<input checked="" type="checkbox"/> SIL SILI-SC 0,5/1,0	<input checked="" type="checkbox"/> Au <input checked="" type="checkbox"/> Ni <input checked="" type="checkbox"/> CE <input checked="" type="checkbox"/> UK <input checked="" type="checkbox"/> CA <input checked="" type="checkbox"/> UL	<input type="text"/> 100 <input type="text"/> 160



Optional lengths on demand
Further information, page 6

Lead coupler XHK

Insulated, made of brass. Both ends suitable for accepting spring-loaded Ø 4 mm plugs with rigid insulating sleeve.



Order No.	Type	Rated voltage/current		*Standard colors
66.9123-*	XHK	1000 V, CAT II/32 A	Ni CE UK CA c UL US	21 22 23 24 25



User information i006

www.staubli.com/electrical



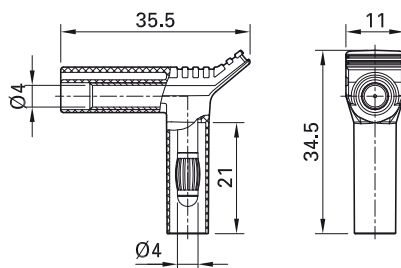
Optional colors 26 27 29

Further information, page 6

Right angle plug adapter XWA-4/19

Insulated, made of brass. Ø 4 mm plug with spring-loaded MULTILAM and with rigid insulating sleeve and Ø 4 mm rigid socket accepting spring-loaded Ø 4 mm plugs with rigid insulating sleeve. This right-angle

plug adapter is suitable in particular for instruments with front panel sockets where the lead can be fitted with the maximum of convenience.



Order No.	Type	Rated voltage/current		*Standard colors
66.9694-*	XWA-4/19	1000 V, CAT II/20 A 600 V, CAT III/20 A	Ni CE UK CA	21 22 23



Optional colors 24 25 26 27 29

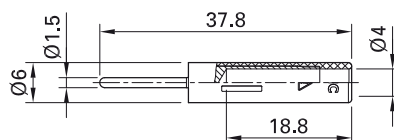
Further information, page 6

Round brass pin B4-I/S1,5

Solid, especially suitable for the screw connection to electricity meter clips. Can be

bent once to 90°. Ø 4 mm rigid socket in insulator accepting spring-loaded Ø 4 mm

plugs with rigid insulating sleeve.



Order No.	Type	Rated voltage/current		*Standard colors
23.0240-*	B4-I/S1,5	1000 V, CAT II/20 A	Ni	21 22 23 24



User information i011

www.staubli.com/electrical



Optional colors 25

Further information, page 6

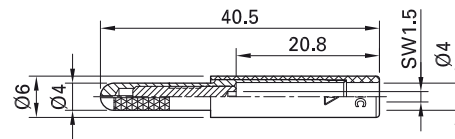
Screw-clamping adapters A-SLK4.

Adapter, made of brass can be screw-mounted into Ø 4 mm sockets. The expandable Ø 4 mm plug of this adapter can be locked


into the socket by tightening the grub screw. Assembled, the adapter offers complete touch-proof protection. Ø 4 mm rigid

socket in insulator accepting spring-loaded Ø 4 mm plugs with rigid insulating sleeve.

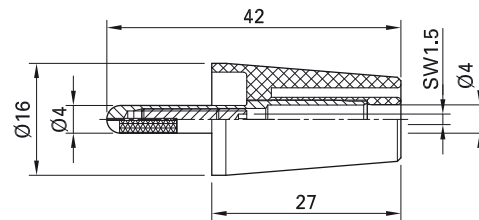
A-SLK4-S



A-SLK4



A-SLK4-N



Order No.	Type	Rated voltage/current	User information		*Standard colors
24.0163-*	A-SLK4-S	1000 V, CAT II/25 A	i009	Ni	21 22 23 24
24.0160-*	A-SLK4	1000 V, CAT II/32 A	i010	Au	20 21 22 23 24 25 26 27 28 29
24.0161-*	A-SLK4-N	1000 V, CAT II/32 A	i010	Ni	20 21 22 23 24 25 26 27 28 29



Optional colors 25 29

Further information, page 6



Hexagon wrench, STS1,5, page 123



User information i009, i010

www.staubli.com/electrical



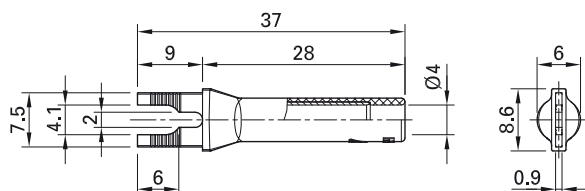

Assembly instructions MA115

www.staubli.com/electrical

Cable lug adapter B4-I/KS

Made of brass for permanent installation, e.g., for connecting screw terminals. Ø 4 mm rigid socket in insulator accepting

spring-loaded Ø 4 mm plugs with rigid insulating sleeve. Fork lug can be bent once to 90°.



Order No.	Type	Rated voltage/current		*Standard colors
23.0480-*	B4-I/KS	1000 V, CAT II/20 A	Ni	21 22 23 24



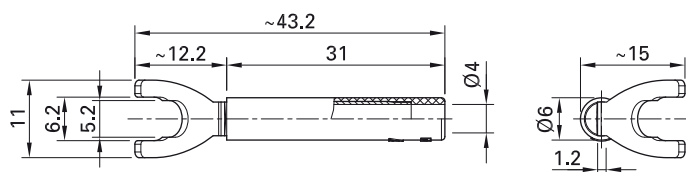
User information i011

www.staubli.com/electrical

Cable lug adapter B4-I/KA

Made of brass for permanent installation, e.g., for connecting screw terminals. Ø 4 mm rigid socket in insulator accepting

spring-loaded Ø 4 mm plugs with rigid insulating sleeve. Fork lug bent to an angle of 45°.



Order No.	Type	Rated voltage/current		*Standard colors
23.0440-*	B4-I/KA	1000 V, CAT II/20 A	Au	21 22 23 24



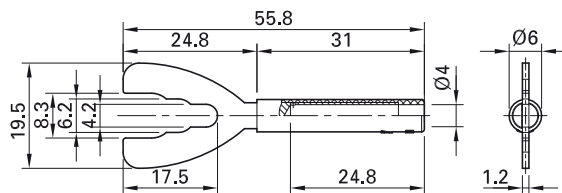
User information i011

www.staubli.com/electrical

Cable lug adapter B4-I/K

Made of brass for permanent installation, e.g., for connecting screw terminals. Ø 4 mm rigid socket in insulator accepting

spring-loaded Ø 4 mm plugs with rigid insulating sleeve.



Order No.	Type	Rated voltage/current		*Standard colors
23.5065-*	B4-I/K	1000 V, CAT II/32 A	Au	21 22 23



User information i010

www.staubli.com/electrical



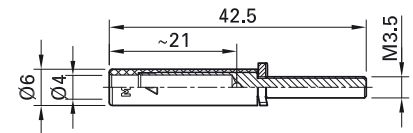
Optional colors 24

Further information, page 6

Screw-in adapter A-SLK4-RS

Insulated, with M3.5 external thread for connecting to rail mounted terminals with M3.5 threaded holes. Machined brass. Ø 4 mm rigid socket in insulator accepting

spring-loaded Ø 4 mm plugs with rigid insulating sleeve. Socket with internal slot for screwdriver.



Order No.	Type	Rated voltage/current		*Standard colors
24.0168-*	A-SLK4-RS	1000 V, CAT II/25 A	Ni	21 22 23 24



Optional colors 25 26 29

Further information, page 6



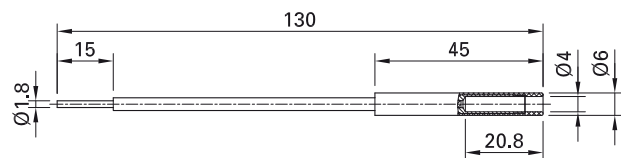
User information i009

www.staubli.com/electrical

Adapter A-SLK4-R

Insulated flexible copper conductor, suitable for many types of screw clamp connections, e.g., rail mounted terminals. Ø 4 mm rigid

socket in insulator, made of brass, accepting spring-loaded Ø 4 mm plugs with rigid insulating sleeve.



Order No.	Type	Rated voltage/current		*Standard colors
24.0162-*	A-SLK4-R	1000 V, CAT II/32 A	Ni	21 22 23 24 25 26 27 29



User information i010

www.staubli.com/electrical



Optional colors 28

Further information, page 6

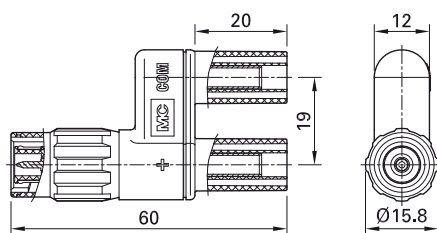
Adapters X.../4

Two-pole touch-protected adapters with Ø 4 mm connectors linked to the BNC system. Versions with BNC male or female

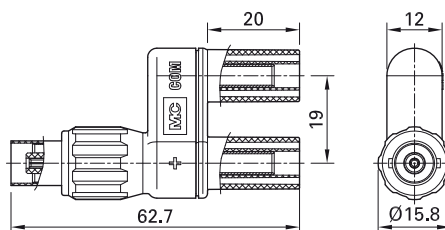
connector and rigid Ø 4 mm sockets or Ø 4 mm MULTILAM plugs with rigid insulating sleeve. The contact pins and sockets of the

inner conductor of the BNC plug connector are in gold-plated brass.

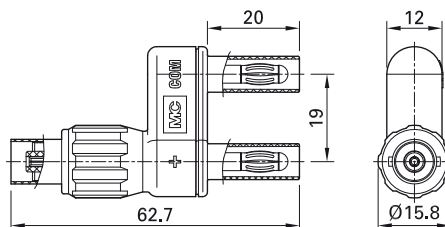
XM-BB/4



XF-BB/4



XF-SS/4

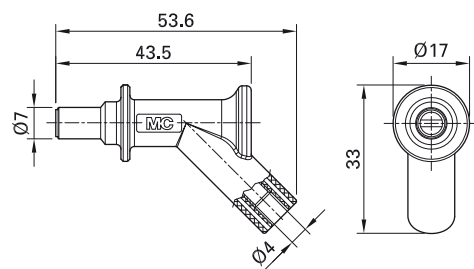


Order No.	Type	Rated voltage	BNC connectors	Ø 4 mm connectors		Standard colors
67.9536-21	XM-BB/4	1000 V, CAT II 600 V, CAT III	BNC male connector	Ø 4 mm sockets	Au Ni CE UK CA UL	21
67.9538-21	XF-BB/4	1000 V, CAT II 600 V, CAT III	BNC female connector	Ø 4 mm sockets	Au Ni CE UK CA UL	21
67.9537-21	XF-SS/4	1000 V, CAT II 600 V, CAT III	BNC female connector	Ø 4 mm plugs	Au Ni CE UK CA UL	21

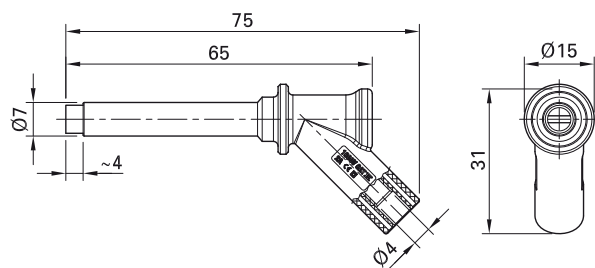
Magnetic adapters XMA-...

For connection of screw heads with rigid Ø 4 mm socket in insulator, suitable for mating with spring-loaded Ø 4 mm plugs with rigid insulating sleeve.

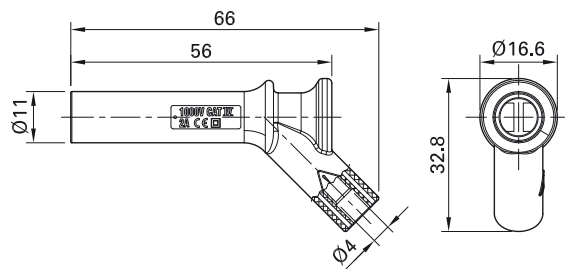
XMA-7



XMA-7L



XMA-11



Order No.	Type	Rated voltage/current	Diameter of magnet		*Standard colors
66.9516-*	XMA-7	1000 V, CAT III/2 A 600 V, CAT IV/2 A	Ø 7 mm	Ni CE UK CA	21 22 23
66.9509-*	XMA-7L	1000 V, CAT IV/2 A	Ø 7 mm	Ni CE UK CA	21 22 23
66.9515-*	XMA-11	1000 V, CAT IV/2 A	Ø 11 mm	Ni CE UK CA	21 22 23



User information **i500**

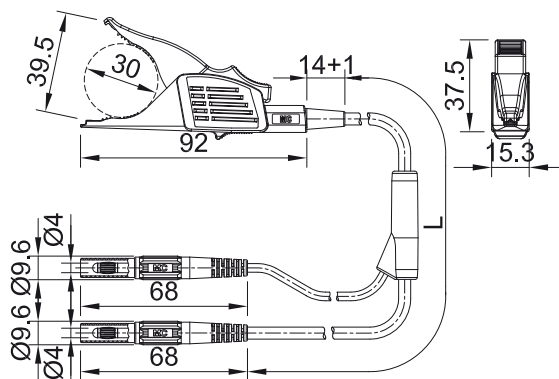
www.staubli.com/electrical

Kelvin test lead

Kelvin test lead XDK - KELVIN

One end with Kelvin dolphin clip with all round insulation, robust, strong-jawed and with surface for fine wire, offering a versatile range of connecting possibilities. The other

end with Ø 4 mm MULTILAM plug with rigid insulating sleeve. Highly flexible, silicone-insulated coaxial cable.



Order No.	Type	Rated voltage/current	Lead		Lead lengths L [cm]
66.9795-250	XDK-KELVIN	1000 V, CAT II/19 A	SIL 2 x 1.0 mm ²	Ni CE UK CA	250



User information **i058**

www.staubli.com/electrical



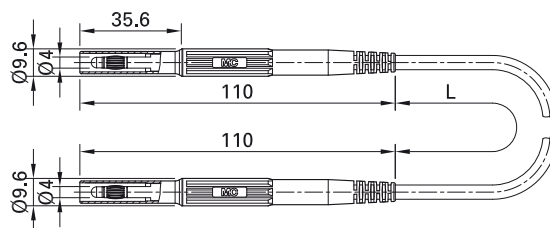
Optional lengths on demand

Further information, page 6

Special test accessories for use with insulation testing instruments up to 5 kV

Test lead XHM-5000

Highly flexible, with in-line Ø 4 mm MULTILAM plug with rigid insulating sleeve on both ends.



Order No.	Type	Rated voltage/current	Lead		Lead lengths L [cm]	*Standard colors
66.9425-150-□*	XHM-5000	1000 V, CAT IV/10 A 5 kV ¹⁾	TPE 0.5 mm ²	Ni CE UK CA	150	21 22 23



User information i109

www.staubli.com/electrical



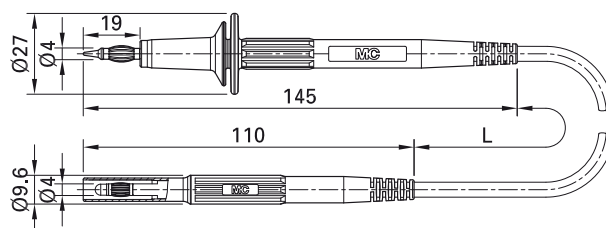
Optional lengths on demand

Further information, page 6

Test lead XHL-5000

Highly flexible. One end with Ø 4 mm test probe with spring-loaded MULTILAM, the other end with in-line Ø 4 mm MULTILAM

plug with rigid insulating sleeve. Supplied with protective cap.



Order No.	Type	Rated voltage/current	Lead		Lead lengths L [cm]	*Standard colors
66.9426-150-□*	XHL-5000	1000 V, CAT II/10 A 5 kV ¹⁾	TPE 0.5 mm ²	Ni CE UK CA	150	21 22 23

¹⁾ Output voltage of test instruments, e.g., insulation testers



User information i109

www.staubli.com/electrical



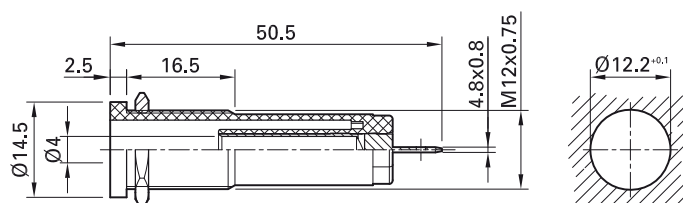

Optional lengths on demand

Further information, page 6

Socket XHB-5000

Insulated, rigid, Ø 4 mm for high voltages, to accept test leads XHM-5000 and XHL-5000. For safety reasons, the socket is not compatible with any other Ø 4 mm plugs in our range.

Connection: Flat connecting tab 4.8 mm x 0.8 mm.



Order No.	Type	Rated voltage/current		*Standard colors
66.9427-*	XHB-5000	1000 V, CAT IV/10 A 5 kV ¹⁾	Au	21 22 23

¹⁾ Output voltage of test instruments, e.g., insulation testers



User information i109

www.staubli.com/electrical

ASSEMBLY MATERIAL AND ACCESSORIES

Assembly materials and accessories

Hexagonal nuts MU.../M... GEW.12-MUTTER

For installing and connecting our panel-mount sockets and terminals.

MU0,5D/M4N



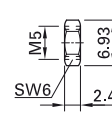
MU0,8D/M4



MU0,8D/M4N



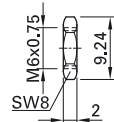
MU/M5



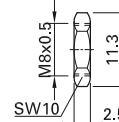
MU/M6x0,5



MUE/M6x0,75



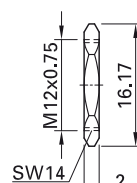
MU/M8x0,5



MU/M12x0,75



GEW.12-MUTTER

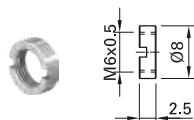


Order No.	Type	Key width	Thread	
22.6610	MU0,5D/M4N	SW7	M4	Ni
22.6509	MU0,8D/M4	SW7	M4	Au
22.6539	MU0,8D/M4N	SW7	M4	Ni
23.5103	MU/M5	SW6	M5	Ni
23.5104	MU/M6x0,5	SW8	M6x0,5	Ni
50.2008	MUE/M6x0,75	SW8	M6x0,75	Ni
23.5112	MU/M8x0,5	SW10	M8x0,5	Ni
23.5118	MU/M12x0,75	SW15	M12x0,75	Ni
66.9679	GEW.12-MUTTER	SW14	Gew. 12	Ni

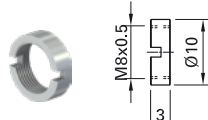
Round nuts MUR...

For installing and connecting our panel-mount sockets and terminals.

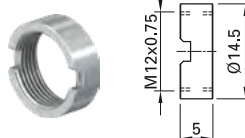
MUR/M6x0,5



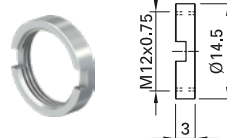
MUR/M8x0,5



MUR/M12x0,75



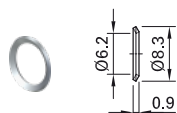
MUR-S/M12x0,75



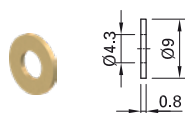
Order No.	Type	Suitable tube spanner	Thread	
23.5100	MUR/M6x0,5	SS2	M6x0,5	Ni
23.5110	MUR/M8x0,5	SS4	M8x0,5	Ni
23.5120	MUR/M12x0,75	SS425	M12x0,75	Ni
23.5116	MUR-S/M12x0,75	SS425	M12x0,75	Ni

Washers SP2 U/M4 U/4,3x12 SSP4 SP4

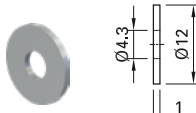
SP2



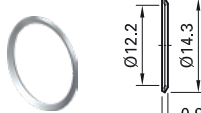
U/M4



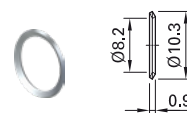
U/4,3x12



SSP4



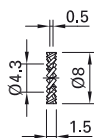
SP4



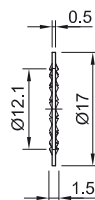
Order No.	Type	
23.5105	SP2	Ni
22.6511	U/M4	Au
22.6516	U/4,3x12	Sn
23.5108	SSP4	Ni
23.5107	SP4	Ni

Spring washers FS/M...

FS/M4



FS/M12

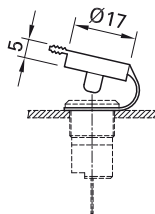


Order No.	Type	
22.6533	FS/M4	
23.5117	FS/M12	Ni

Protective cap SCHUDE-SLB

To cover up unplugged, unused sockets.

SCHUDE-SLB



Order No.	Type	Suitable for socket types	Degree of protection	Standard colors
23.5140-33	SCHUDE-SLB	SEB4..., SLB4..., XE...-1R(R)	IP65	33

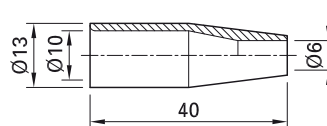


Assembly instructions MAH560

www.staubli.com/electrical

Safety hood SCHUKA-SLB

Designed for a touch-protected cover-up of connecting parts of sockets.



Order No.	Type	Suitable for socket types	Standard colors
23.5142-33	SCHUKA-SLB	SEB4..., SLB4..., XE...-1R(R)	

Flat connecting receptacle FSH4,8x0,8

Flat connecting receptacle according to EN 61210, gold-plated, for sockets with flat connecting tabs.

FSH4,8x0,8



Order No.	Type	Suitable for flat connecting tab	Connectible conductor cross-section	
23.5201	FSH4,8x0,8	4.8 mm x 0.8 mm	0.5 mm ² ... 1.0 mm ²	

Tube spanners SS...

Special wrench for tightening and un-screwing round nuts or for use as anti-twist wrench for our touch-protected sockets.

SS2



SS425



SS6



Order No.	Type	To fit round nuts / socket
25.0022	SS2	XEB-..., SLB4-..., SAB4-...
25.0020	SS425	MUR/M12x0,75, MUR-S/M12x0,75
25.0023	SS2-S	SLB2-...
25.0021	SS4	MUR/M8x0,5
14.5008	SS6	M18x1

Hexagon wrench STS1,5

Uninsulated type (hexagonal 1.5 mm).



Order No.	Type	Version
25.0035	STS1,5	Uninsulated

Press-in tools MB-...

Steel assembly mandrels for our press-fit sockets.

MB1



MB2



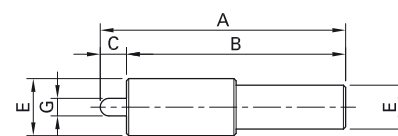
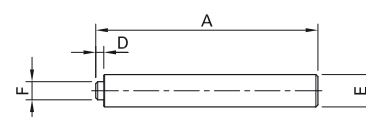
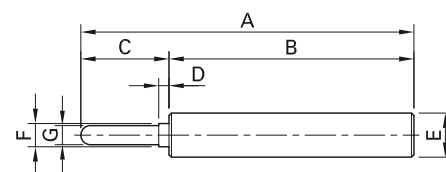
MB4



MB2-S



MB4-S



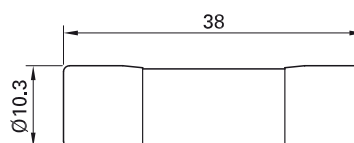
Order No.	Type	Suitable for socket types	Dimensions (mm)						
			A	B	C	D	E	F	G
25.0030	MB1	EB1	56.9	50	6.9	0.9	Ø 5	Ø 2.4	Ø 1
25.0031	MB2	LB2, EPB-2N/S, EB2, EB2-A	63.5	50	13.5	1.6	Ø 7	Ø 3	Ø 1.9
25.0032	MB4	EB4-...	68	50	18	2.1	Ø 9	Ø 4.75	Ø 3.9
25.0028	MB2-S	SEB2-...	55	53	–	2	Ø 8	Ø 4.5	–
25.0033	MB4-S	XEP..., SEB4-..., XUB-G	56	50	6	–	Ø 10/13	–	Ø 4

HBC type fuses FLU-11 DMI...

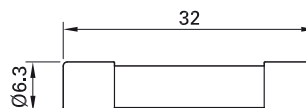
Can safely break extremely high short-circuit currents. The very low internal resistance




permits the measurement of resistance and current. With UL approval.

FLU-11



DMI-0,5A



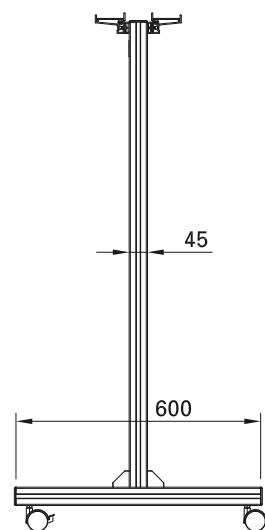
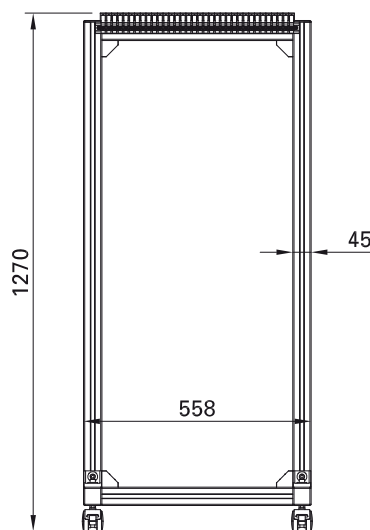
Order No.	Type	Fuse rating	Dimensions	Breaking capacity	
69.0011	FLU-11	11 A	10 x 38 mm	20 kA (AC 1000 V, DC 1000 V)	
69.0012	DMI-0,5A	0.5 A	6.3 x 32 mm	30 kA (AC 1000 V, DC 1000 V)	
69.0013	DMI-1,6A	1.6 A	6.3 x 32 mm	30 kA (AC 1000 V, DC 1000 V)	

Test lead holder LKW2-N

Trolley made of anodized aluminum square section tube for orderly storage of test leads. 2 lead holders (length: 50 cm), each with 34 plastic brackets. For efficient packing, the

trolley is supplied disassembled.

The test leads are not supplied!



Order No.	Type
64.9284	LKW2-N

Test lead holder MH-1/330

Holder for orderly storage of test leads. C-profile rails can be used as a carrier for hanger modules MPK-10. Integral spacers maintain a set spacing of 4 mm. When necessary, the spacers can be taken away

easily to store leads with smaller diameters. For thicker leads, the holders can be moved accordingly in the C-profile rail.

MH-1/330



Order No.	Type	Length	Number of hangers
64.9244-033	MH-1/330	33 cm	21

Component parts

64.9235	MPK-10	Hanger module
---------	--------	---------------

APPENDIX

Index

Sort by type

Type	Page
A2/4	35
A4/4-Z	100
AB200	97
AK205/405-BK	36
APK-4	91
A-SLK4	109
A-SLK4-N	109
A-SLK4-R	112
A-SLK4-RG	102
A-SLK4-RS	112
A-SLK4-S	109
B4-E-IM4-I	103
B4-E-M3-I	102
B4-E-M4-I	102
B4-E-M5-I	101
B4-I/K	111
B4-I/KA	110
B4-I/KS	110
B4-I/S1,5	108
B-EB2	21
B-EB2-A	21
B-EB2-F	22
B-EB4_AU	64
B-EB4-B	66
B-EB4-IR_AU	65
B-EB4-IR_NI	65
BI-LB4x-IE/N	68
BI-LB4x-IF/A	69
BI-SLB4-E	79
BI-SLB4-E/A-X	79
BI-SLB4-F	78
BI-SLB4-F6,3	78
BI-SLB4-F6,3N	78
BI-SLB4-F/A	77
BI-SLB4-F/N	78
BI-SLB4-G	80
BI-SLB4-GK	80
BI-SLB4-GK/N	80
BI-SLB4-G/N	80
BI-SLB4-R	79
BI-SLB4-R/N	79
BL2-6/20-0,65	25

Type	Page
BL2-6/20/A	25
BL2-12/20-0,65	25
BL2-12/20/A	25
BT400	90
DMI-0,5A	124
DMI-1,6A	124
EB1	11
EB2	21
EB2-A	21
EB2-F	22
EB4-IF/A	64
EB4-IFA/N	66
EB4-IR/A	65
EB4-IR/N	65
EPB-2N/S	20
FAL	39
FLU-11	124
FSH4,8x0,8	121
FS/M4	67, 71, 76, 80, 120
FS/M12	67, 120
GEW.12-MUTTER	82, 83, 118
GL-438	53
GL-438-L	53
GRIP-A	94
GRIP-DI	95
GRIP-ESZ4	98
GRIP-ESZ5	98
GRIP-ESZ6	98
GRIP-F	92
GRIP-FMA	97
I-EB1	11
I-EB2	21, 22
I-EB4-I	64, 65
I-EB4-IFA	66
K-41	54
K-41/A	54
KLS4	54
KPS1/B2	33
KS2-4N-19	86
KS2-5,08L/1A/A	30
KS2-6L/A	29
KS2-6L/N	29

Type	Page
KS2-10L	31
KS2-10L/1	31
KS2-12L/1SA/A	30
KS2-12L/1SA/N	30
KS2-12L/A	29
KS2-12L/N	29
KS4-11L/1A/A	84
KS4-11L/1A/N	84
KS4-14	85
KS4-14LA/A	84
KS4-14LA/N	84
KS4-19	85
KS-4N-19	86
KT1-S	10
KT2-S	17
KT205	16
KT410-BK	56
KT425-SL	61
KT425-SW	55
KT-GL-438	53
KT-L-4-30	49
KT-L-4-39	49
KT-SL-4-39	60
KT-SL-4-46	60
L-41	52
L-41/A	52
L-41Q	52
L-400	51
L-409	51
LB1	11
LB2	19
LB2-A	19
LB2-D	20
LB2-IF	23
LB4	63
LB4-A	63
LB4-G/M4	103
LB4H-IE/N	68
LB4H-IF/A	69
LB-I2R	23
LB-IF2R	24
LK1-A	9
LK2-F	13
LK-4A2A-F05	35

Type	Page
LK-4A-F10	38
LK-4A-F25	38
LK-4A-S10	38
LK-4A-S25	38
LK-4N-F10	38
LK-4N-F25	38
LK-4N-S10	38
LK-4N-S25	38
LK205	13
LK205-L	14
LK205-X	13
LK410K-41/A	40
LK410L-41/A	39
LK425K-41/A	40
LKW2-N	125
LM-4A-30	49
LM-4A-39	49
LM-4N-30	49
LM-4N-39	49
LQ-4A-30	49
LQ-4A-39	49
LQ-4N-30	49
LQ-4N-39	49
LS1-B	10
LS1-S	10
LS2-S	17
LS205	16
LS205-L	17
LS205N	16
LS410-BK-I	56
LS410-I	100
LS425-SL	61
LS425-SL/N	61
LS425-SW	55
LS425-SW/A	55
LS-GL-438	53
LS-GL-438-L	53
LS-LM-4A	49
LS-LM-4N	49
LS-LQ-4A	49
LS-LQ-4N	49
LS-SLM-4A	60
LS-SLM-4N	60
LS-SLQ-4A	60

Type	Page
LS-SLQ-4N	60
MB1	123
MB2	123
MB2-S	123
MB4	123
MB4-S	123
MH-1/330	126
MicroGrip-XB	33
MPK-10	126
MSLB4-G	67
MU0,5D/M4N	67, 118
MU0,8D/M4	71, 76, 80, 118
MU0,8D/M4N	71, 76, 80, 118
MUE/M6x0,75	118
MU/M5	118
MU/M6x0,5	118
MU/M8x0,5	68, 69, 118
MU/M12x0,75	67, 118
MUR/M6x0,5	119
MUR/M8x0,5	28, 119
MUR/M12x0,75	77, 78, 79, 80, 119
MUR-S/M12x0,75	72, 119
PK2-T	26
PK4-T	70
PP-115/4	88
PS2,3	101
R4/2	99
R4/2-A	99
SAB4-F/A	72
SAB4-G	71
SAB4-G/N-X	71
SAGK4-K	91
SCHUDE-SLB	120
SCHUKA-SLB	121
SEB2-F2,8	27
SEB2-R	27
SEB4-E	75
SEB4-E/A	75
SEB4-F	74
SEB4-F6,3	74
SEB4-F6,3/N	74
SEB4-F/A	77
SEB4-F/N	74
SEB4-G	76

Type	Page
SEB4-GK	76
SEB4-GK/N	76
SEB4-G/N-X	76
SEB4-R	75
SEB4-R/N	75
SKLS4	57
SKPS-4	93
SKPS-4_100	93
SKS2-4N-19	87
SKS2-12L/1SA/N	32
SKS-4N-19	87
SL205-K	18
SLB2-F2,8	28
SLB2-R	28
SLB4-E	79
SLB4-E/A-X	79
SLB4-F	78
SLB4-F6,3	78
SLB4-F6,3/N-X	78
SLB4-F/A	77
SLB4-F/N-X	78
SLB4-G	80
SLB4-GK	80
SLB4-GK/N	80
SLB4-G/N-X	80
SLB4-R	79
SLB4-R/N-X	79
SLK-4A-F10	43
SLK-4A-F25	43
SLK-4A-S10	43
SLK-4A-S25	43
SLK-4N-F10	43
SLK-4N-F25	43
SLK-4N-S10	43
SLK-4N-S25	43
SLK205-K	14
SLK205-W/L	15
SLK205-W/L/SIL	15
SLM-4A-39	60
SLM-4A-46	60
SLM-4N-39	60
SLM-4N-46	60
SLQ-4A-39	60
SLQ-4A-46	60

Type	Page
SLQ-4N-39	60
SLQ-4N-46	60
SLS1-B	10
SLS1-S	10
SLS2-S	17
SLS205	16
SLS205-L	17
SLS205-X	16
SLS410-BK	56
SLS425-SL	61
SLS425-SL/N	61
SLS425-SW	55
SLS425-SW/A	55
SP2	119
SP4	28, 69, 119
SPP2-S	32
SPP4-S	90
SPP4-S/F	88
SS2	122
SS2-S	122
SS4	122
SS6	122
SS425	122
SSP4	72, 77, 78, 79, 80, 119
STS1,5	123
U/4,3x12	71, 119
U/M4	71, 76, 80, 119
XALF	34
XDK-1033	96
XDK-1033/I-2	96
XDK-1033P	89
XDK-KELVIN	115
XEB-1R	82
XEF-1R	83
XELW-4	81
XF-BB/4	113
XF-SS/4	113
X-GL-438	59
XHB-5000	117
XHK	107
XHL-5000	116
XHM-5000	116
XK-410	62
XKF-414	45

Type	Page
XKK-200	34
XKK-1001	94
XKS-414	45
XL-410	61
XLAM-414/SC	106
XLAM-414/SC/SIL	106
XLAM-SLK-4N-RG58	105
XLAM-SLK-4N-SILI-SC05	105
XMA-7	114
XMA-7L	114
XMA-11	114
XM-BB/4	113
XMF-414	44
XMF-418	44
XMF-419	48
XMF-484	46
XMS-414	44
XMS-418	44
XMS-419	48
XMS-484	46
XPF-484	89
XPS-484	89
XSMF-419	47
XSMS-419	47
XUB-G	73
XWA-4/19	107
XZG410	41
XZG410-L	42
XZG410/SIL	41
XZG425	41
XZG425/SIL	41
XZGL-410	58
XZGL-425	58
ZGL-410	50
ZGL-425	50
ZPS-20/25	104

Sort by order no.

Order no.	Page
14.5008	122
20.1010-21	84
20.1020-21	84
22.1002	17
22.1004	16
22.1007	10
22.1008	10
22.1009	17
22.1025	61
22.1032	61
22.1037	56
22.1042	55
22.1045	55
22.2010-*	17
22.2030-*	16
22.2070-*	10
22.2250-*	56
22.2260-*	61
22.2370-*	55
22.2602-*	10
22.2603-*	10
22.2609-*	17
22.2616-*	16
22.2617-*	16
22.2618-*	17
22.2663-*	61
22.2665-*	61
22.2667-*	55
22.2668-*	55
22.2672-*	56
22.3006-*	54
22.3007-*	57
22.5006	16
22.5163-*	100
22.6509	71, 76, 80, 118
22.6511	71, 76, 80, 119
22.6516	71, 119
22.6533	67, 71, 76, 80, 120
22.6539	71, 76, 80, 118
22.6610	67, 118
23.0030-*	23
23.0050-*	23

Order no.	Page
23.0060-*	24
23.0240-*	108
23.0280-*	103
23.0290-*	26
23.0330-*	70
23.0440-*	110
23.0480-*	110
23.1000	19
23.1001	19
23.1003	63
23.1004	63
23.1010-*	11
23.1011-*	21
23.1012-*	21
23.1021-*	22
23.1031-*	102
23.1033-*	102
23.1034-*	101
23.1035-*	103
23.3000-*	78
23.3010-*	79
23.3020-*	80
23.3030-*	77
23.3040-*	78
23.3050-*	71
23.3060-*	78
23.3070-*	77
23.3090	67
23.3110-*	72
23.3120-*	74
23.3130-*	75
23.3140-*	76
23.3150-*	74
23.3160-*	77
23.5000-*	11
23.5002	21
23.5005	22
23.5010	21
23.5011-*	21, 22
23.5026	66
23.5049-*	79
23.5065-*	111

Order no.	Page
23.5100	119
23.5103	118
23.5104	118
23.5105	119
23.5107	28, 69, 119
23.5108	72, 77, 78, 79, 80, 119
23.5110	28, 119
23.5112	68, 69, 118
23.5116	72, 119
23.5117	67, 120
23.5118	67, 118
23.5120	77, 78, 79, 80, 119
23.5140-33	120
23.5142-33	121
23.5201	121
23.6999-*	78
23.7000-*	79
23.7111-*	80
23.7222-*	78
24.0002-21	85
24.0004-28	85
24.0042-29	31
24.0043-29	31
24.0100-*	101
24.0106-*	99
24.0110	99
24.0115-*	35
24.0116-22	100
24.0139-*	33
24.0157-*	91
24.0160-*	109
24.0161-*	109
24.0162-*	112
24.0163-*	109
24.0164-21	102
24.0168-*	112
24.0224-*	93
24.0227-*	93
24.0235-*	90
24.0238-*	88
24.0239-*	32
25.0020	122
25.0021	122
25.0022	122

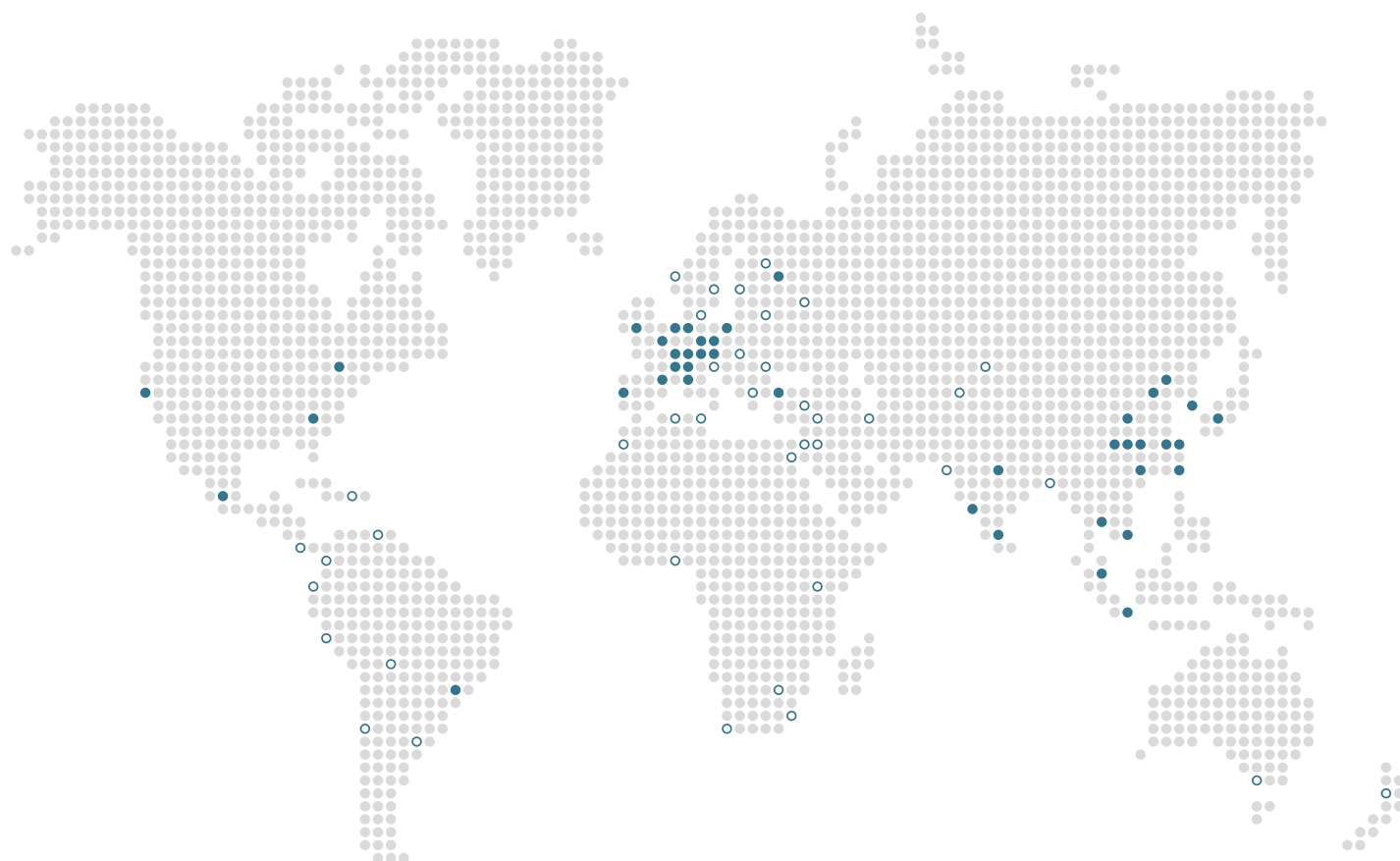
Order no.	Page
25.0023	122
25.0028	123
25.0030	123
25.0031	123
25.0032	123
25.0033	123
25.0035	123
28.0012-*	36
28.0026-*	9
28.0033-*	13
28.0039-*	13
28.0047-*	14
28.0115-*	13
41.0010	11
49.7031-*	78
49.7034-*	80
49.7042-*	71
49.7043-*	80
49.7044-*	78
49.7046-*	78
49.7048-*	79
49.7049-*	79
49.7073-*	74
49.7079-*	74
49.7080-*	75
49.7083-*	79
49.7091-*	75
49.7092-*	76
49.7512	20
50.2008	118
63.9318-*	20
63.9352-*	29
63.9353-*	29
63.9354-*	29
63.9355-*	29
63.9356-*	25
63.9358-*	25
63.9363-*	25
63.9364-*	25
63.9845-21	30
63.9847-21	30
63.9848-21	30
64.1020-*	52
64.1021-*	54

Order no.	Page
64.1023-*	40
64.1024-*	40
64.1025-*	39
64.1030-*	38
64.1031-*	38
64.1032-*	38
64.1033-*	38
64.1034-*	38
64.1035-*	38
64.1036-*	38
64.1037-*	38
64.1038-*	49
64.1039-*	49
64.1040-*	49
64.1041-*	49
64.1042-*	49
64.1043-*	49
64.1044-*	49
64.1045-*	49
64.1046-*	49
64.1047-*	49
64.1048	49
64.1049	49
64.1050	49
64.1051	49
64.1060-*	35
64.2010-*	53
64.2020	53
64.2030	53
64.2040-*	53
64.3010-*	64
64.3011-*	65
64.3012-*	65
64.3013-*	66
64.3020	64
64.3021	65
64.3022	65
64.3030-*	64, 65
64.3031-*	66
64.3040-*	69
64.3042-*	68
64.3050-*	69
64.3051	68
64.4010-*	86

Order no.	Page
64.4012-*	86
64.9195-*	51
64.9199-*	52
64.9200-*	52
64.9201-*	54
64.9209-*	91
64.9235	126
64.9244-033	126
64.9284	125
64.9289-*	39
64.9294-*	51
64.9301-21	84
64.9302-21	84
64.9325-*	50
64.9326-*	50
64.9701-*	53
65.9098-*	28
65.9099-*	27
65.9179-*	14
65.9182-*	18
65.9185-*	34
65.9187-*	33
65.9188-*	34
65.9193-*	27
65.9194-*	28
65.9577-*	15
65.9578-*	15
65.9866-21	32
66.1030-	105
66.1031-	105
66.2010-*	43
66.2011-*	43
66.2012-*	43
66.2013-*	43
66.2014-*	43
66.2015-*	43
66.2016-*	43
66.2017-*	43
66.2018-*	60
66.2019-*	60
66.2020-*	60
66.2021-*	60
66.2022-*	60
66.2023-*	60

Order no.	Page
66.2024-*	60
66.2025-*	60
66.2026-*	60
66.2027-*	60
66.2028	60
66.2029	60
66.2030	60
66.2031	60
66.3020-*	80
66.3140-*	76
66.4010-*	87
66.4012-*	87
66.7034-*	80
66.7043-*	80
66.7049-*	76
66.7050-*	79
66.7084-*	79
66.7092-*	75
66.7111-*	80
66.9005-*	46
66.9006-*	46
66.9007-*	89
66.9008-*	89
66.9011-*	45
66.9012-*	45
66.9013-*	44
66.9014-*	44
66.9040-*	81
66.9076-*	104
66.9112-*	88
66.9116-*	94
66.9123-*	107
66.9131-*	82
66.9155-*	62
66.9196-*	61
66.9266-*	95
66.9303-*	44
66.9304-*	44
66.9327-*	58
66.9328-*	58
66.9390-*	90
66.9391-*	48
66.9392-*	48

Order no.	Page
66.9394-*	47
66.9395-*	47
66.9405-*	41
66.9406-*	41
66.9407-*	41
66.9408-*	41
66.9411-*	42
66.9425-150-*	116
66.9426-150-*	116
66.9427-*	117
66.9435-21	97
66.9446-21	98
66.9447-21	98
66.9448-21	98
66.9474-*	97
66.9509-*	114
66.9515-*	114
66.9516-*	114
66.9521-*	89
66.9561-*	96
66.9575-*	96
66.9584-*	59
66.9665-*	83
66.9679	82, 83, 118
66.9684-*	73
66.9694-*	107
66.9755-*	94
66.9795-250	115
66.9829-*	92
67.9536-21	113
67.9537-21	113
67.9538-21	113
67.9842-	106
67.9867-	106
69.0011	124
69.0012	124
69.0013	124



● Stäubli Units ○ Representatives/Agents

Global presence of the Stäubli Group

www.staubli.com