

D0 fuse base, panel-mounting (31301)



Description

Article

Part No.: 31301

CUSTO® Panel

D0 fuse base, panel-mounting

E 14 / 16 A / 1P

touch protected

System

DIN rail

Product group 03

Subgroup 03

pack size 9

EAN 4021267313012

Advantages of the product

large clamping range, holder for label

Catalog page 2015 : 6/4

eCl@ss 6.1 27142120
eCl@ss 7.1 27142120
ETIM 4.0 EC001644
ETIM 5.0 EC001644

Approvals

Standards

IEC 60269-1:2006 + A1:2009 + A2:2014
IEC 60269-3:2010 + A1:2013

Approvals

Germanischer Lloyd, VDE



Type number: CEB14

Product data

Electrical data

Rated current (IEC): 16 A
Rated voltage (IEC) AC: 400
V
Rated voltage (IEC) DC: 250
V

Power dissipation:

The power dissipation at a typical load of 80% of the rated current results to 0.3 W.
(The power dissipation for operation with rated current would be 0.4 W.)

rated isolation voltage U_i : 460
V
Rated surge voltage U_{imp} : 6 kV
max. permitted voltage (IEC) AC: 400
V
max. permitted voltage (IEC) DC: 250
V

cond. rated short-circuit current with fuses: 50 kA / 400 V AC
8 kA / 250 V DC
approved with fuse links of characteristics: gG

for fuse links and gauge rings as per DIN VDE 0636-3 IEC / EN 60269-3

Mechanical data

W x H x D: 27 x 68 x 55
Weight: 7.6 kg/100
Poles: 1-pole

Terminal points

box terminal :

1,5 - 35 mm² flexible cables, directly or with wire-end ferrule

(flexible cables of maximum cross-section may not fit when using wire-end ferrule)

1,5 - 10 mm² solid

Md 2,5 - 3 Nm

2 cables can be connected, when both chambers of the terminal are used
the maximum combination is 35mm² + 16mm²

Material properties

Body: temperature stability 125°C,
self-extinguishing in acc. to UL 94,
creepage resistance CTI 600,
halogen-free

Connecting screw +/- (PZ2), galvanized, chromized
screws:


Reference

the comb-type busbar part no. 31057 has to be combined with the feeder terminal 01198
both have to be connected in the main section of the box terminal of the fuse base

Version

Part no. 31302 as 3-pole version

Accessories




01103

D01 screw cap, porcelain

400 V

E 14



01198

connection terminal, front connection

for 31057

25 - 95 mm²



01715

D01 gauge ring 2 A

pink

E 14



01716

D01 gauge ring 4 A

brown

E 14



01717

D01 gauge ring 6 A

green

E 14



01718


D01 gauge ring 10 A

red

E 14




31005
D01 screw cap, plastic
400 V
E 14



31014
comb-type busbar, 1-pole, bridge type, pitch 27 mm
80 A, 1 m long
16 mm²



31028
connection terminal, side connection
for 31014, 31024, 31309, 31311
6 - 50 mm²



31057
comb-type busbar, 1-pole, bridge type, pitch 27 mm
130 A, 1 m long
35 mm²