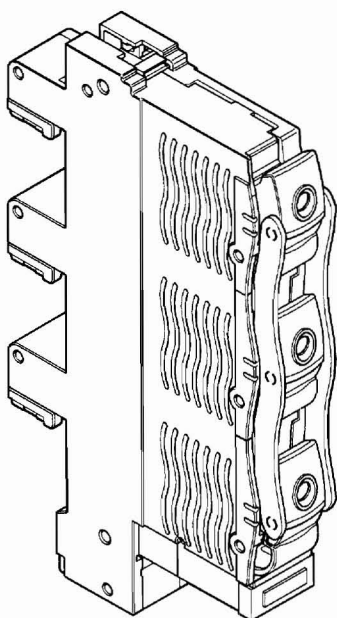


Secur PowerLiner – Secur EasyLiner

Bus-mounting (switch) disconnecter - Application Instruction Lasttrennschalter mit Sicherungen/Sicherungshalter – Anwendungsanweisung Interrupteur-sectionneur-fusible - Notice d'application Sezionatori e basi per fusibili - Istruzione d'applicazione Seccionador vertical con fusibles - Instrucciones de aplicación



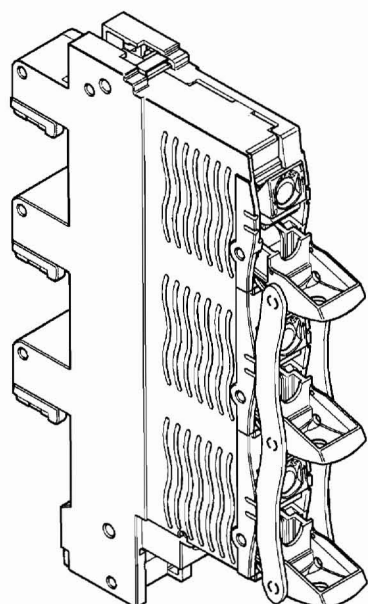
Attention: To prevent electrical shock, disconnect from power source before installing or servicing. Install in suitable enclosure. Keep free from contaminants. To be commissioned and maintained only by qualified personnel!

Achtung: Vor Installations- oder Servicearbeiten Stromversorgung unterbrechen, um Unfälle zu vermeiden. Die Geräte **müssen** in einem passenden Gehäuse eingebaut und gegen Verschmutzung geschützt werden. Inbetriebsetzung und Wartung nur durch Fachpersonal!

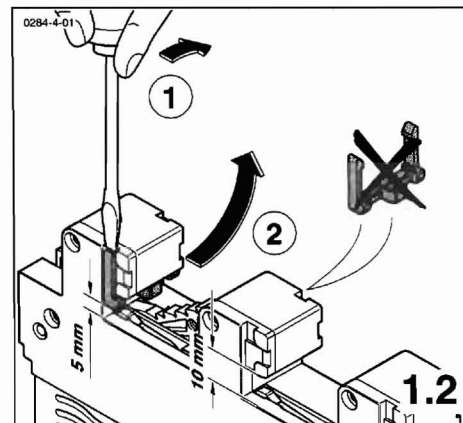
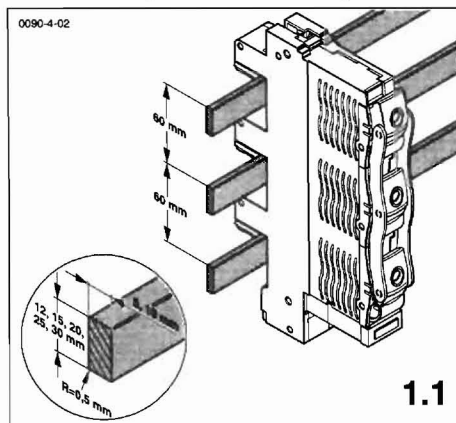
Attention: Avant le montage et la mise en service, couper l'alimentation secteur afin d'éviter tout accident. Prévoir une mise en coffret ou armoire appropriée. Protéger le produit contre les environnements agressifs. Mise en service en entretien: seulement par du personnel spécialisé!

Attenzione: Per prevenire infortuni, togliere tensione prima dell'installazione o manutenzione. Installare in custodia idonea. Tenere lontano da contaminanti. Messa in servizio e manutenzione solo da personale specializzato!

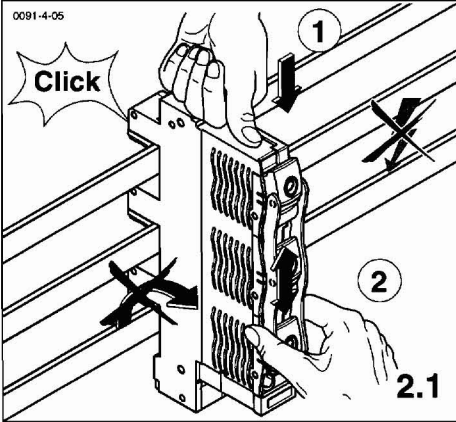
Atención: Desconectar la alimentación eléctrica antes de realizar el montaje y la puesta en servicio, con el objeto de evitar accidentes. Instalado en una caja o armario apropiado. Proteger el producto de los ambientes agresivos. Puesta en servicio y mantenimiento exclusivamente por personal especializado!



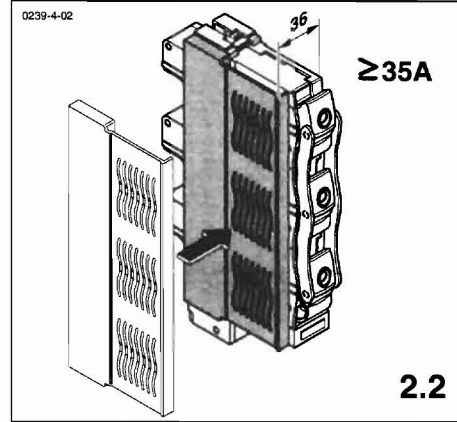
1. Schienensystem Busbar system



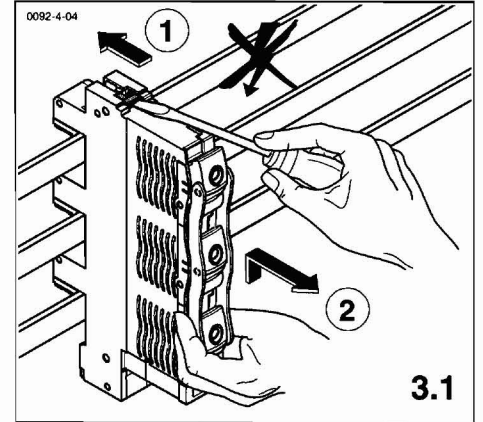
2. Montage PowerLiner
Assembly of the PowerLiner



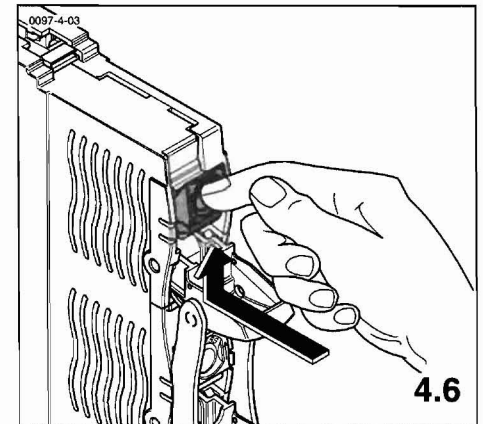
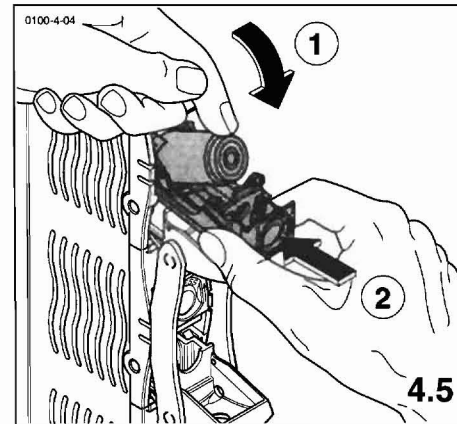
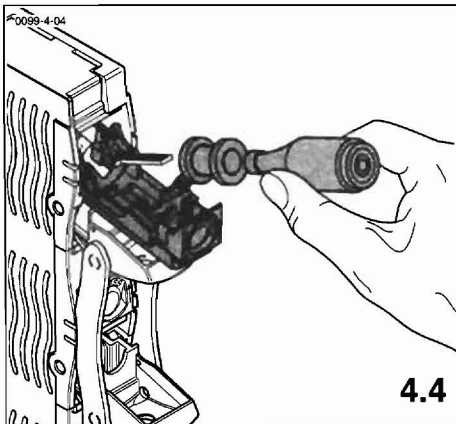
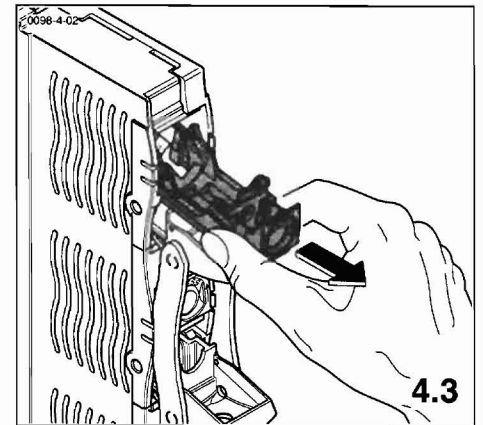
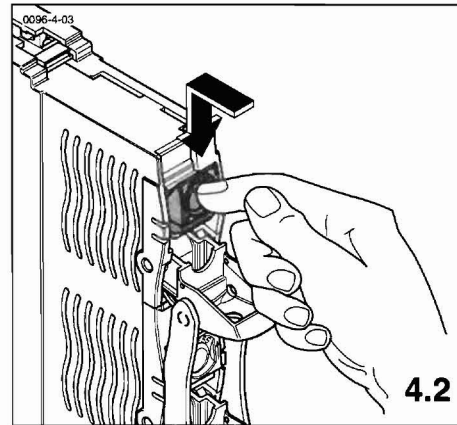
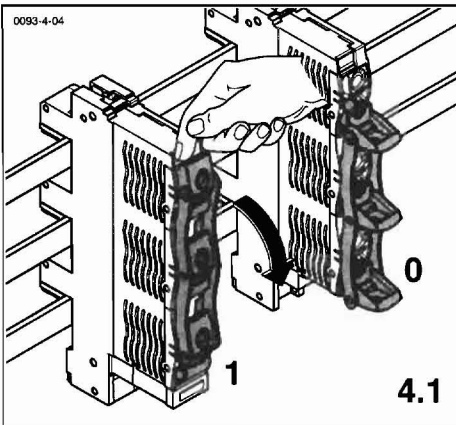
! Bemessungsbelastungsfaktor
Rated diversity factor
• IEC 60439-1 Tab.1



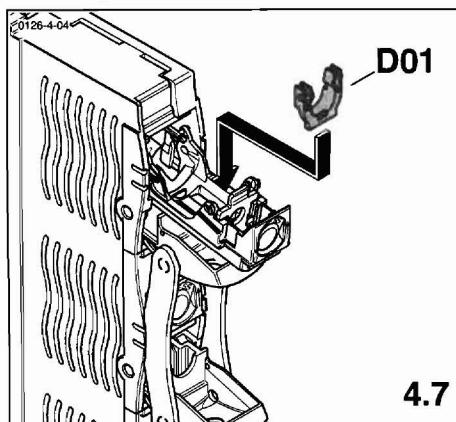
3. Demontage PowerLiner
Disassembly of the PowerLiner



4. Einsetzen der Sicherung **Insert the fuse**



Reduziereinsatz für Sicherungen D01
Reducing Set for D01-Fuses



5. Auswechseln der Abdeckung **Changing the Cover**

