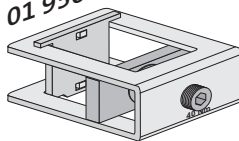
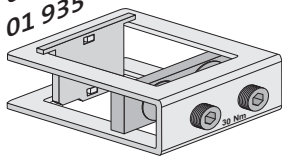


CRITO®
 Profilklemme
 Profile terminal
 Borne
 Borne pour profilé
 Morsetto per barre profilate
 异形母线连接夹

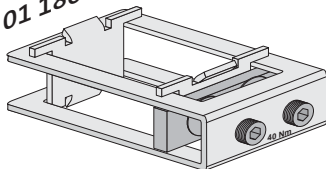
01 185
 01 513
 01 906
 01 936



01 907
 01 911
 01 934
 01 935



01 008
 01 186



Achtung: Vor Installations- oder Servicearbeiten Stromversorgung unterbrechen, um Unfälle zu vermeiden. Die Geräte müssen in einem passenden Gehäuse eingebaut und gegen Verschmutzung geschützt werden. Inbetriebsetzung undWartung nur durch Fachpersonal!

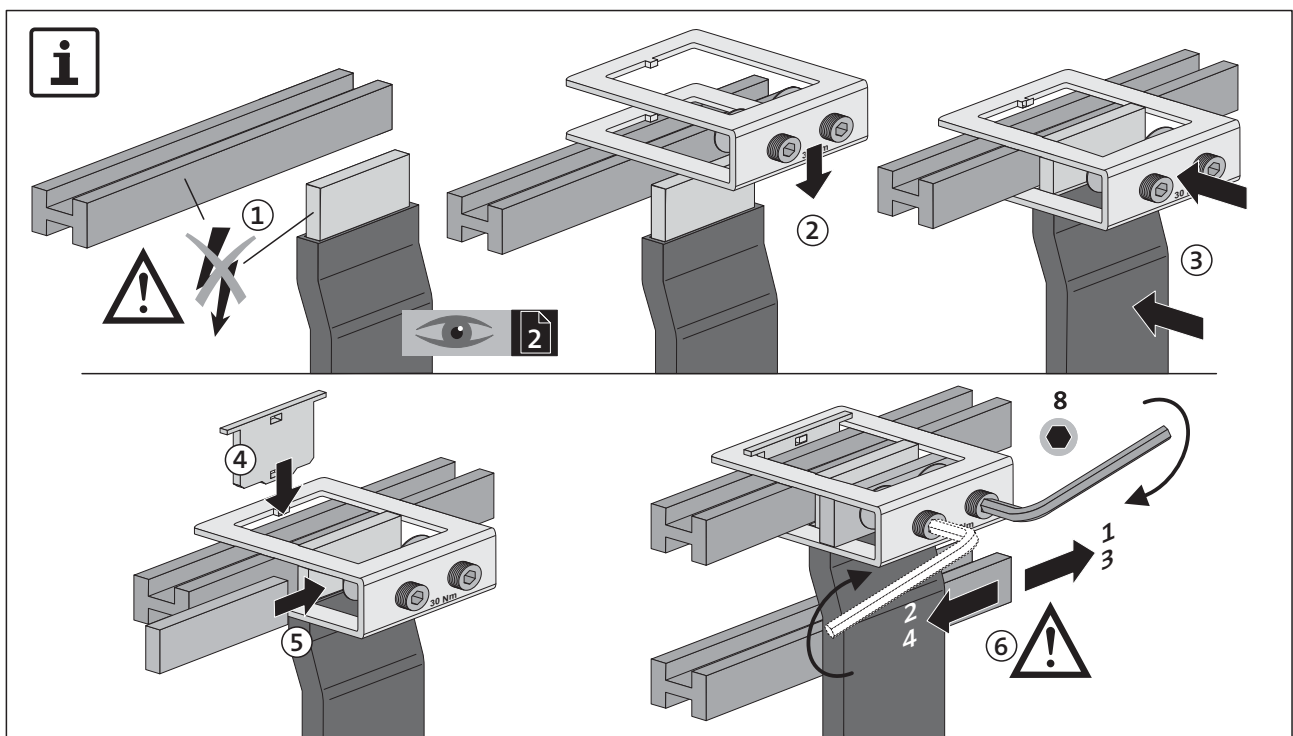
Attention: To prevent electrical shock, disconnect from power source before installing or servicing. Install in suitable enclosure. Keep free from contaminants. To be commissioned and maintained only by qualified personnel!

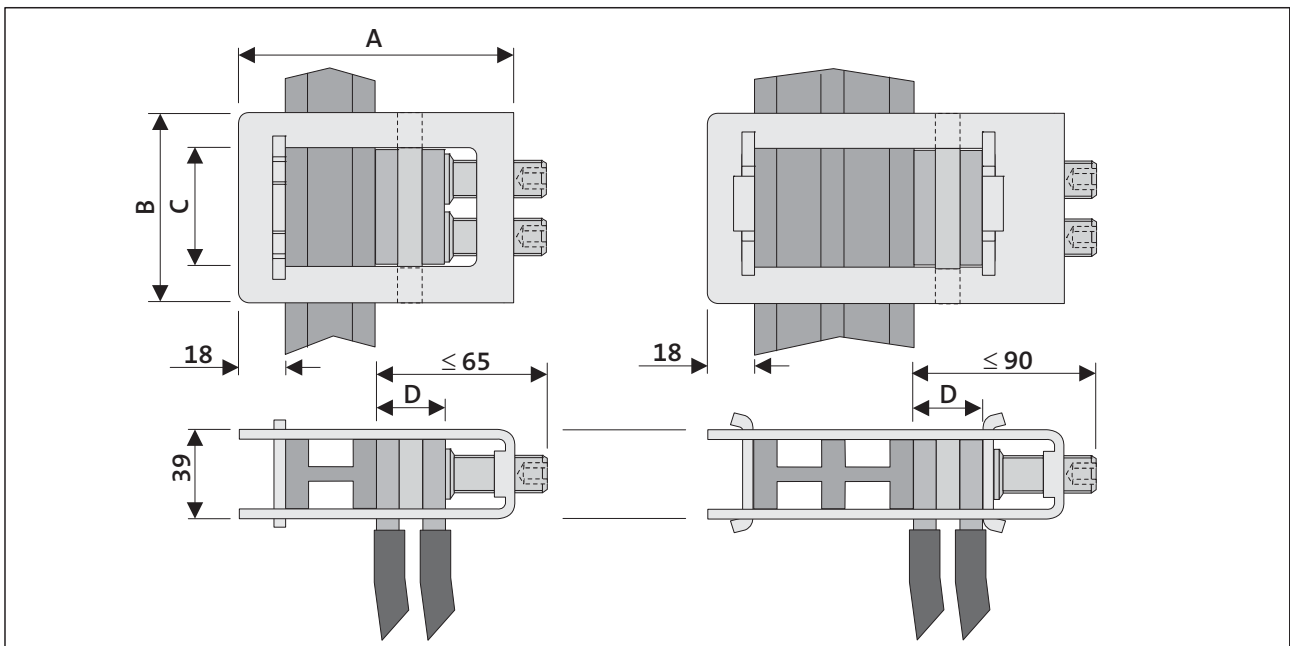
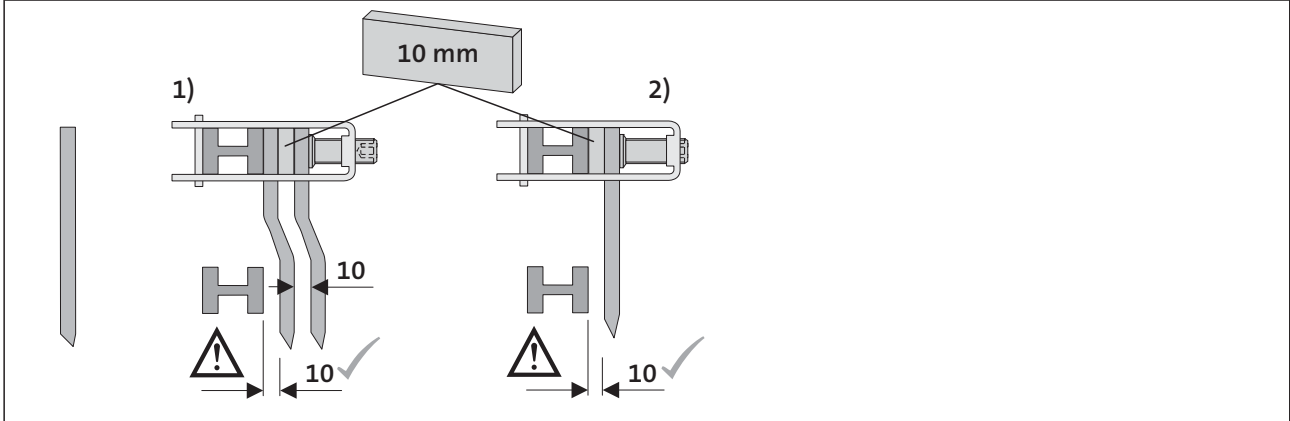
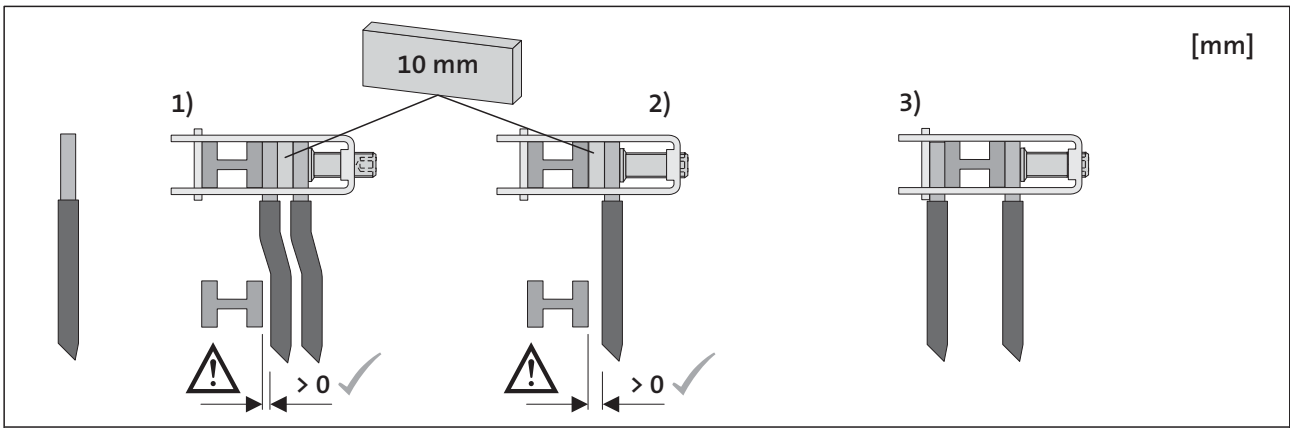
Atención: Con el objeto de evitar accidentes, hay que desconectar la alimentación eléctrica antes de realizar el montaje y la puesta en marcha. Debe instalarse en una caja o armario apropiado. Debe protegerse el producto de los ambientes agresivos. La puesta en marcha y el mantenimiento ha de hacerlo exclusivamente por personal especializado!

Attention: Avant le montage et la mise en service, couper l'alimentation secteur afin d'éviter tout accident. Prévoir une mise en coffret ou armoire appropriée, protéger le produit contre les environnements agressifs. Mise en service en entretien: seulement par du personnel spécialisé!

Attenzione: Per prevenire infortuni, togliere tensione prima dell'installazione o manutenzione. Installare in custodia idonea. Tenere lontano da contaminanti. Messa in servizio e manutenzione solo da personale specializzato!

⚠ 安装前或检修前应切断电源，以防事故。开关应安装在适合的箱体内，同时应做好防污染保护。只有专业人员才能做运行、维护、保养的工作。





Art.	A	B	C	D	Anzugsdrehmoment tightening torque	für/for
01 906	103	82	52	5 - 28	1 x 40 Nm / 360 lb. in.	H
01 907	103	94	64	5 - 28	2 x 30 Nm / 270 lb. in.	
01 911	118	94	64	20 - 42	2 x 30 Nm / 270 lb. in.	
01 934	118	112	82	20 - 42	2 x 40 Nm / 360 lb. in.	
01 935	118	132	102	23 - 45	2 x 40 Nm / 360 lb. in.	
01 936	118	82	52	20 - 42	1 x 40 Nm / 360 lb. in.	
01 185	118	72	42	20 - 42	1 x 40 Nm / 360 lb. in.	
01 008	154	94	64	23 - 45	2 x 40 Nm / 360 lb. in.	HH
01 186	154	132	102	23 - 45	2 x 40 Nm / 360 lb. in.	
01 513	154	72	42	23 - 45	1 x 40 Nm / 360 lb. in.	

Technische Änderungen vorbehalten.

Subject to change without notice.

Index a - 94243000A