

ACTUATOR HUB

AHC 072 | IO-Link, DC 24 V, 3 Relais Outputs



- > Digital IO-Link interface
- > Small size
- > Easy DIN rail or screw mounting
- > M12 plug-in connector
- > for 1 to 3 actuators
- > Quick connection for actuators via Push-In terminals
- > Optical indicators (LEDs)

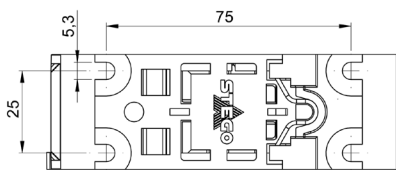
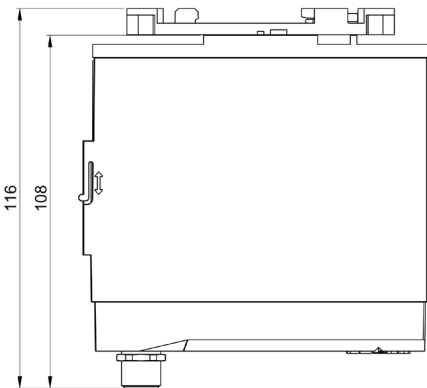
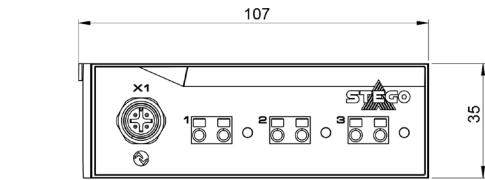
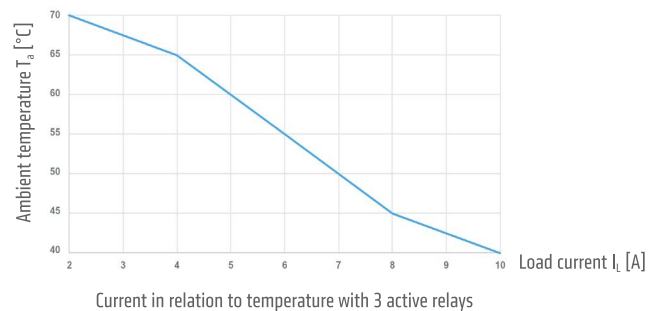
The IO-Link Actuator Hub AHC 072 can switch up to three actuators or loads on process level via relays. Switching commands for the loads are received via the IO-Link interface from a higher-level control unit: edge computer, cloud, PLC control, etc. The actuator hub supports both AC and DC loads, independent of their function or whether they have a communication interface. This means that analog devices, such as heaters or filter fans, can easily be integrated into a digital network. The actuator hub combined with other products of the STEGO CONNECT product family can be built into a powerful IO-Link IIoT system. Please visit our website on www.stego-connect.com for further information. A universal mounting bracket is included for ideal positioning of the actuator hub on DIN rail or with screws within an application.



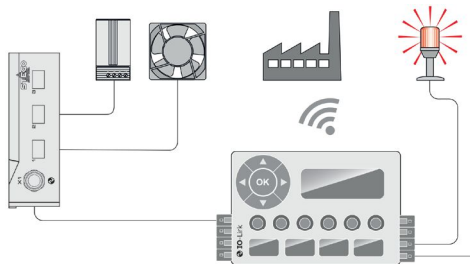
TECHNICAL DATA

Number of relay outputs	1 to 3 contact makers (NO), with 3 optical indicators
Max. switching capacity	AC 240 V, 10 A DC 30 V, 10 A
Max. inrush current	AC 16 A for 10 sec.
Actuator connection	2-pole Push-In terminals (3 x)
IO-Link connection	M12 round plug connector, IEC 61076-2-101, 4-pin, A-coded
Electrical protection	Reverse-polarity, short circuit, overvoltage protection
Mounting	clip for 35 mm DIN rail, EN 60715 and screw mounting (M5)
Casing	plastic according to UL94 V-0, light grey
Dimensions	107 x 35 x 108 mm (116 mm with universal mounting bracket)
Weight	approx. 160 g
Fitting position	variable
Operating temperature ¹	-40 to +70 °C (-40 to +158 °F) with 3 outputs with 2 A load each ¹ -40 to +40 °C (-40 to +104 °F) with 3 outputs with 10 A load each ¹
Storage temperature	-40 to +85 °C (-40 to +185 °F)
Operating/Storage humidity	max. 90 % RH (non-condensing)
Operating altitude	≤ 4,000 m above sea level
Protection type/Protection class	IP40 / III (SELV)
Certificates	CB No. DE1-63389 in conformity with IEC 61010-1 evaluated according to UL and CSA standards

¹ The max. operating temperature depends on the current (see diagram) and the number of loads.



Universal mounting bracket for DIN rail and screw mounting



Example of connection

Art. No.	Interface	Operating voltage	Power consumption max.	Push-In terminals wire cross sections ²
07200.2-00	IO-Link (digital, specified acc. to version 1.1)	DC 24 V (DC 18-30 V)	1.4 W	1.5 mm ² (VDE) AWG 18 (UL)

² stranded wire with wire end ferrule